


# 1974 HOUSTON OILERS Media Guide



# 1974 SCHEDULE

## PRE-SEASON

DATE	OPPONENT	SITE	LOCAL TIME
AUG. 3	NEW YORK GIANTS	ASTRODOME	8:00 p.m.
Aug. 9	Washington Redskins	Washington	8:00 p.m.
Aug. 17	Dallas Cowboys	Irving	8:00 p.m.
AUG. 26	ATLANTA FALCONS	ASTRODOME	8:00 p.m.
AUG. 31	CHICAGO BEARS	ASTRODOME	8:00 p.m.
SEPT. 7	NEW ORLEANS SAINTS	ASTRODOME	8:00 p.m.

## REGULAR SEASON

SEPT. 15	SAN DIEGO CHARGERS	ASTRODOME	1:00 p.m.
Sept. 22	Cleveland Browns	Cleveland	1:00 p.m.
SEPT. 29	KANSAS CITY CHIEFS	ASTRODOME	1:00 p.m.
OCT. 6	PITTSBURGH STEELERS	ASTRODOME	1:00 p.m.
Oct. 13	Minnesota Vikings	Minnesota	1:00 p.m.
OCT. 20	ST. LOUIS CARDINALS	ASTRODOME	1:00 p.m.
Oct. 27	Cincinnati Bengals	Cincinnati	1:00 p.m.
Nov. 3	New York Jets	New York	1:00 p.m.
Nov. 10	Buffalo Bills	Buffalo	1:00 p.m.
NOV. 17	CINCINNATI BENGALS	ASTRODOME	1:00 p.m.
NOV. 24	DALLAS COWBOYS	ASTRODOME	1:00 p.m.
Dec. 1	Pittsburgh Steelers	Pittsburgh	1:00 p.m.
Dec. 8	Denver Broncos	Denver	1:00 p.m.
DEC. 15	CLEVELAND BROWNS	ASTRODOME	1:00 p.m.

## WHERE THEY'LL TRAIN

LOCATION: Sam Houston State University,  
Huntsville, Texas

MAILING ADDRESS: Huntsville, Texas 77340

DATES: July 6 to September 13, 1974

## TELEPHONE NUMBERS:

General Manager Sid Gillman.....	(713) 291-0351
Trainers Bobby Gunn—Charlie Henry....	(713) 291-0121
Public Relations Director Jim McLemore..	(713) 291-0471
Ass't. P.R. Dir. Bob Brewster.....	(713) 291-0472
Adm. Asst. Tom Williams .....	(713) 291-0352
General Offices .....	(713) 291-0101

All Players will be in White Hall dormitory.



# HOUSTON OILERS

## CLUB DIRECTORY

President.....K. S. "Bud" Adams, Jr.  
 Exec. VP General Manager-Head Coach.....Sid Gillman  
 Vice President—Finance, Secretary.....L. Wayne Fisher  
 Assistant General Manager.....Dan Downs  
 Director of Public Relations.....Jim McLemore  
 Asst. Director of Public Relations.....Bob Brewster  
 Executive Assistant.....Tom Williams  
 Controller.....Lewis Mangum  
 Ticket Manager.....Gordon Johnson  
 Director of Player Personnel.....George Blackburn  
 Director of Photographic Services.....Mitch Friedman  
 Asst. Director of Photographic Services....Steve Carruth  
 Game Action Photos.....Lou Witt  
 Scouting Staff.....Walt Schlinkman, Bruce Kebric,  
 John Math, Dave Smith, Don King,  
 Jerry Butera, C. O. Brocato.

\*\*\*\*\*  
**THE COACHING STAFF**  
 \*\*\*\*\*


HEAD COACH.....Sid Gillman  
 Denfensive Coordinator-Line  
 O. A. "Bum" Phillips  
 Linebackers.....Larry Peccatiello  
 Defensive Backs.....Richie Petitbon  
 Defensive Assistant.....Ed Biles  
 Special Teams.....Sam Boghosian  
 Offensive Line.....Joe Madro  
 Receivers.....Lew Carpenter  
 Quarterbacks.....King Hill  
 Offensive Backs.....Andy Bourgeois  
 Offensive Assistant.....Joe Woolley  
 Strength Coach.....Jerry Meins  
 Head Trainer.....Bobby Gunn  
 Assistant Trainer.....Charlie Henry  
 Equipment Manager.....Johnny Gonzalez  
 Team Physician.....Dr. Robert H. Fain  
 Team Dentist.....Dr. Robert Debes  
 \*\*\*\*\*

Ticket Office Staff.....Greg Doramus, Lee Coffman,  
 Jean Perry, Jayne Buckner, E. J. Tomasco  
 Secretaries.....Dania Fisher (Gen. Mgr.),  
 Margaret Wicke (Asst. Gen. Mgr.), Mary K. Clark (Pub. Rel.), Gay Fairchild (Scouting), Gerri Ramsey (Controller), Bea Forcus (Coaches), Jennifer Haskins (Receptionist)  
 Home Stadium.....Astrodome (50,000)  
 General Offices.....6910 Fannin, Houston  
 (77025) P.O. Box 1516,  
 Houston (77001)  
 Public Relations Telephone.... (713) 748-6692 or 748-2781  
 Astrodome Press Box  
 Telephone..... (713) 748-4500, ext. 228  
 McLemore's Home Telephone.. (713) 729-3640.  
 Brewster's Home Telephone... (713) 721-4949  
 Beeper for Interviews.....748-0375

## TABLE OF CONTENTS

1974 Schedule.....	Inside Front Cover
Club Directory.....	1
Owner-President	
K. S. "Bud" Adams, Jr. ....	4
Sid Gillman.....	5-6
Dan Downs.....	7
Future Opponents.....	7
Assistant Coaches.....	8-11
Training Staff .....	12
Front Office .....	13
Scouting Staff .....	14
1974 Outlook By Position.....	16-20
Tentative 1974 Depth Chart.....	21
1973 Depth.....	22
Player Sketches.....	24-53
1973 Statistics.....	54-55
Astrodome .....	56
Draft Choices.....	57
Rookie Roster .....	58-59
Pre-Season Games .....	59
Veteran Roster .....	60-61
1973 Review, Game by Game.....	64-70
1973 NFL Standings.....	71
1973 Attendance Figures.....	72
Oilers' Record Against All Opponents....	74-77
Historical Highlights .....	78-84
Year by Year All-Time Scores.....	85-86
Oiler Championship Games.....	87-89
Oiler Leaders by Years.....	89
All-Time Draft List by Years.....	90-95
All-Time Roster, Players.....	96-99
All-Time Roster, Coaches.....	99
Individual and Team Records.....	102-114
Oilers Longest Plays.....	115
Opponents' Longest Plays .....	116
All-Pro Oilers .....	117
1974 NFL Schedule .....	118-121
Area News Media .....	122
Oiler Radio Network .....	123
Media Credentials Information.....	124





the staff



## K. S. "Bud" ADAMS, JR.

*Owner-President*

Kenneth Stanley Adams, Jr. was one of the conceivers and founders of the American Football League, and his Houston Oilers were organized in 1959 as a charter member of that group.

Few fans at that time had little hope that the newborn league, or the Oilers, would be around long enough to reach adolescence, much less adulthood. How wrong they were is now a matter of history, and the success of both the league and the team can be attributed in no small part of the energy and perseverance of Bud Adams.

Football is only one of his many successful endeavors, however—he heads a business complex of some 22 companies engaged in the oil business, farming and ranching, automobile sales, real estate, securities, and several other related enterprises.

He came to Houston following service as a naval air force engineering officer in World War II and founded Ada Oil Company, still the keystone of his operations. His businesses have expanded continuously, both in size and scope.

At the same time he was building his business empire, however, he was also building a solid background in the sports field. His interest in sports came naturally, since he had been a football letterman at Culver Military Academy, Menlo College, and later at the University of Kansas. So it was not long after he went into business that he fielded the Ada Oilers, who came to be perennial powers in the National Industrial Basketball League. During subsequent years he was involved in professional boxing and basketball, and was one of the original owners of the Houston major league professional baseball entry, now the Houston Astros of the National League.

The organization and operation of the Houston Oilers, however, he considers by far the most important of his many sports involvements. He went into the business looking for a winner, and got it the very first year when his Oilers won the AFL championship in 1960. Since their inception, the Oilers have been Eastern Division champions four times and AFL champions twice.

In recognition of his knowledge and experience, he was recently named to the board of trustees of the Professional Football Hall of Fame at Canton, Ohio. He participates in a wide range of civic and charitable activities, and has been honored as Houston's "Salesman of the Year", "Sportsman of the Year", and "Westerner of the Year."



## SID GILLMAN

*Executive Vice-President  
General Manager  
Head Coach*

Sid Gillman, the 62-year old dynamo who carried the Los Angeles Rams and San Diego Chargers to the top of the pro football world, is hard at work on perhaps the biggest challenge of his life, rebuilding the sagging fortunes of the Houston Oilers.

Gillman took over the head coaching reins of the Oilers five games deep in the 1973 season, and the Houston team showed great improvement in the latter stages of the season. Gillman, who came to Houston in April of 1973 as General Manager, has decided to stay on the field to establish some stability in the Oiler organization. His decision to remain in coaching was the result of a request made by a group of players representing the entire Oiler squad.

Gillman's extensive coaching and administrative career includes a highly successful college stint at Miami of Ohio and Cincinnati, where he built a record of 50 wins, 13 losses, and one tie in six years. Sid made a spectacular entry into pro football in 1955 when the Los Angeles Rams named him head coach and he shocked his coaching compadres by guiding the Rams to the NFL Western Division title in his rookie season.

Gillman bolted the established NFL in 1960 and took over the General Manager and Head Coaching job of the Los Angeles Chargers of the new American Football League. The Chargers moved to San Diego in 1961 and Gillman went on to become the sixth winningest coach in pro football history with a record of 116 wins, 86 losses, and seven ties. He was a towering figure in the early battle of survival waged by the AFL.

Gillman was born in Minneapolis, Minnesota on October 26, 1911 and entered Ohio State University in 1930, after attending high school at North High in Minneapolis.

As an Ohio State freshman, Gillman played football, basketball and baseball but concentrated on football his final three years. Gillman was named to the All-Big Ten team as an offensive end and received All-American mention. He was selected to play in the East-West Shrine game in '33 and played in the inaugural College All-Star game in '34.

After serving as end coach at Ohio State in '34, Sid tried pro football in '35 with the pre-NFL Cleveland Rams. He turned down subsequent offers from the old Boston Redskins and Green Bay Packers.

Sid served as an assistant coach at Ohio State, Denison and Miami (Ohio) through 1943 before becoming head coach at Miami in 1944. He remained as head coach through the 1947 season before going to West Point as an assistant under Earl Blaik.

Gillman made a spectacular entry in pro football in 1955

when the Los Angeles Rams named him head coach and he shocked his coaching compadres by guiding the Rams to the NFL Western Division title in his rookie season. His Ram team lost the NFL crown, 38-14 to Cleveland.

In five years as head coach of the Rams, Gillman delighted Los Angeles fans with a wide-open brand of football and the result was record-setting crowds in excess of 80,000 per game.

Gillman took over as General Manager and Head Coach of the Los Angeles Chargers in 1960 when Barron Hilton put his team in the new American Football League.

Sid has turned out several successful coaches who have had the honor of working with the energetic Gillman through the years. Oakland's former coach and now managing partner Al Davis, Chuck Noll of the Pittsburgh Steelers, Jack Faulkner, former head coach at Denver and Los Angeles Ram executive Don Klosterman all got their baptism into pro football under Gillman.

Among Sid's former college pupils are such notables as Ara Parseghian of Notre Dame and Paul Dietzel of South Carolina.

Gillman and his lovely wife, Esther, have three married daughters, Lyle, Bobbie, Terry, and one son, Tom, in addition to eight grandchildren.

### GILLMAN'S COACHING RECORD

**HEAD COACH, COLLEGE:** Miami (Ohio)—28 wins, 6 losses, 0 ties  
Cincinnati —50 wins, 13 losses, 0 ties

#### HEAD COACH: PROFESSIONAL:

Year	Team	Won	Loss	Tie	Finish
1955	Los Angeles Rams.....	8	3	1	First NFL West
1956	Los Angeles Rams.....	4	8	0	Fifth Tie NFL West
1957	Los Angeles Rams.....	6	6	0	Fourth NFL West
1958	Los Angeles Rams.....	8	4	0	Second Tie NFL West
1959	Los Angeles Rams.....	2	10	0	Sixth NFL West
1960	Los Angeles Chargers...	10	4	0	First AFL West
1961	San Diego Chargers.....	12	2	0	First AFL West
1962	San Diego Chargers.....	4	10	0	Third AFL West
1963	San Diego Chargers.....	11	3	0	AFL Champion
1964	San Diego Chargers.....	8	5	1	First AFL West
1965	San Diego Chargers.....	9	2	3	First AFL West
1966	San Diego Chargers.....	7	6	1	Third AFL West
1967	San Diego Chargers.....	8	5	1	Third AFL West
1968	San Diego Chargers.....	9	5	0	Third AFL West
1969	San Diego Chargers.....	4	5	0	Third AFL West
1970	Not in Coaching				
1971	San Diego Chargers.....	6	8	0	Third AFL West
1972	Assistant Coach, Dallas Cowboys				
1973	Houston Oilers				
	(9 Games) .....	1	8	0	Fourth AFC East
	Career Totals				
	16-Years .....	117	94	7	

### OILER COACHING RECORD

Coach	Years	W	L	T	Pct.	Championships Div.	AFL
Lou Rymkus .....	1960-61	12	7	1	.625	'60	'60
Frank (Pop) Ivy ...	1962-63	17	12	0	.586	'62	None
Wally Lemm .....	1961 & '66-70	38	40	4	.487	'61-'67	'61
Sammy Baugh .....	1964	4	10	0	.286	None	None
Hugh (Bones) Taylor .	1965	4	10	0	.286	None	None
Ed Hughes .....	1971	4	9	1	.308	None	None
Bill Peterson .....	1972-73	1	18	0	.055	None	None
Sid Gillman .....	1973	1	8	0	.125	None	None





# DAN DOWNS

**Assistant  
General Manager**

Gillman of many of his administrative duties, as well as heading up the Oiler's radio network and exhibition game television package.

Downs' background in sports management goes back to his college days on the West Coast, and at 35, he is one of the youngest front office executives in professional football.

The California native holds a major in history from UCLA with a minor in physical education. While he was in college, Downs also coached and taught at St. Francis High School in Pasadena, Calif. Down's high school football teams won several state Catholic League titles. In addition to his coaching, teaching, and studies, Downs worked for both the Los Angeles Dodgers and Angels in their ticket offices.

After graduation, Downs worked full-time for the Dodgers until former Oiler general manager Don Klosterman offered him a ticket to Houston and the job of ticket manager with the Oilers. Downs wasted little time making the Oiler ticket operation one of the finest in pro football. He installed several popular programs such as personalized tickets, ticket outlets outside the city of Houston, and a handy charge account system.

Downs assumed the duties of Director of Public Relations in 1970 and set up the Oilers' radio network and other special promotions.

The hard-working redhead is a confirmed bachelor.

## **FUTURE OILER OPPONENTS Dates and Playing Sites Will Be Announced Later**

### **1975**

Cincinnati (2)  
Cleveland (2)  
Pittsburgh (2)  
Boston  
Miami  
Kansas City  
Oakland  
San Diego  
Detroit  
Washington  
San Francisco

### **1977**

Cincinnati (2)  
Cleveland (2)  
Pittsburgh (2)  
New York Jets  
Miami  
Denver  
Kansas City  
Oakland  
Chicago  
Green Bay  
Los Angeles

### **1976**

Cincinnati (2)  
Cleveland (2)  
Pittsburgh (2)  
Baltimore  
Buffalo  
Denver  
Oakland  
San Diego  
Philadelphia  
Atlanta  
New Orleans

### **1978**

Cincinnati (2)  
Cleveland (2)  
Pittsburgh (2)  
Baltimore  
Boston  
Denver  
Kansas City  
San Diego  
Minnesota  
New York Giants  
St. Louis

# the coaches



**BILES**



**BOGHOSIAN**



**BOURGOIS**

## **ED BILES** **Defensive Assistant**

Joined Oilers as defensive assistant in February, 1974.

**COLLEGE:** Graduated from Miami of Ohio in 1953 with PE degree and later an MA. . . . coached at Miami three years as an assistant . . . assistant coach at Xavier, 1956-61 . . . head coach at Xavier, 1962-69.

**PROFESSIONAL:** Assistant coach at New Orleans, 1969-70 . . . scout for New York Jets, 1970-71 . . . . assistant coach, New York Jets, 1972-73 . . . defensive assistant, Houston, 1974-present.

**PERSONAL:** Born Oct. 18, 1931 . . . wife's name is Jackie . . . sons Mike, 21, Jim, 20, Jay, 12, daughter Sherry, 16.

## **SAM BOGHOSIAN** **Special Teams Coach**

Joined Oilers in March, 1974, as special teams coach.

**COLLEGE:** Played and coached at UCLA under the late Henry "Red" Sanders . . . offensive coordinator, Oregon State, 1965-74, also worked with special teams at both UCLA and Oregon State.

**PROFESSIONAL:** Special teams coach, Houston, 1974-present.

**PERSONAL:** Born Dec. 22, 1931 . . . wife's name is Judy . . . son John, 13, daughter, Jody, 10.

## **ANDY BOURGOIS** **Running Backs**

Joined Oilers in 1973 as special teams coach.

**COLLEGE:** Played defensive back at LSU, 1958-60 . . . . coached in high school ranks 10 years before joining Tulane staff in 1970 . . . assistant coach at TCU, 1971-72.

**PROFESSIONAL:** Special teams coach, Houston, 1973 . . . running backs, Houston, 1974-present.

**PERSONAL:** Born March 29, 1938 . . . wife's name is Lola . . . sons Drew, Blake, and Troy.

## **LEW CARPENTER**

### **Receivers**

Joined Oilers in 1973 as receivers coach.

**COLLEGE:** Played running back and end at Arkansas, 1950-52.

**PROFESSIONAL:** Played running back, defensive back, and end at Detroit, Cleveland, and Green Bay . . . coached at Minnesota, Atlanta, Washington, and St. Louis, 1964-72 . . . receivers coach at Houston, 1973-present.

**PERSONAL:** Born Jan. 12, 1932 . . . wife's name is Ann . . . daughters Cheryl, 17, Cathy, 15, Lisa, 12, and Becky, 8.

## **KING HILL**

### **Quarterbacks**

Joined Oilers as a scout in 1970.

**COLLEGE:** All-American quarterback at Rice University, 1954-57 . . . outstanding four sport athlete in high school at Freeport, Texas.

**PROFESSIONAL:** Bonus pick of Chicago Cardinals, 1958 . . . played with St. Louis Cardinals, 1958-60, Philadelphia Eagles, 1961-67, Minnesota Vikings, 1968, St. Louis, 1969 . . . scout for Houston, 1970-71 . . . quarterback coach, Houston, 1972-present.

**Personal:** Born Nov. 8, 1936 . . . wife's name is Sharon . . . son, Cody, 5.

## **JERRY MEINS**

### **Strength Coach**

Joined Oilers in 1974 as strength coach.

**COLLEGE:** Studied physical education at Northern Iowa, graduated in 1969 . . . received master of education with specialization in athletic training in 1970 from University of Arizona . . . served as head trainer at Pueblo High School in Tucson . . . assistant trainer at University of Southern California, 1970-74.

**PROFESSIONAL:** Strength coach at Houston, 1974-present.

**PERSONAL:** Born May 29, 1947 . . . single.



**MEINS**



**CARPENTER**



**HILL**



MADRO



PECCATIELLO



PETTITBON

**JOE MADRO**  
**Offensive Line**

Joined Oilers in 1972 as offensive line coach.

**COLLEGE:** Played at Ohio State, 1937-39 . . . coached at Ohio State, 1940, Denison, 1941, Miami of Ohio, 1947-48, and University of Cincinnati, 1949-54.

**PROFESSIONAL:** Los Angeles Rams, assistant coach, 1955-59 . . . San Diego Chargers, 1960-71 . . . offensive line coach at Houston, 1972-present.

**PERSONAL:** Born March 21, 1913 . . . wife's name is Pat . . . five children.

**RICHIE PETTITBON**  
**Defensive Backs**

Joined Oilers in 1974 as defensive backfield coach.

**COLLEGE:** All-SEC quarterback at Tulane, 1958.

**PROFESSIONAL:** Defensive back at Chicago, 1959-68 . . . defensive back at Los Angeles, 1969-70, and Washington, 1971-72 . . . defensive backfield coach, Houston, 1974-present.

**PERSONAL:** Born April 18, 1938 . . . wife's name is Faith . . . daughters Hope 12, Vicki 8, son Richard, 10.

**LARRY PECCATIELLO**  
**Linebackers**

Joined Oilers in 1972 as linebacker coach.

**COLLEGE:** Played end at William and Mary, 1955-58 . . . college coach at William and Mary, 1961-68 . . . assistant coach at U.S. Naval Academy, 1969 . . . assistant coach at Florida State, 1970 . . . assistant coach at Rice, 1971.

**PROFESSIONAL:** Linebacker coach at Houston, 1972-present.

**PERSONAL:** Born Dec. 21, 1935 . . . wife's name is Betsy . . . three daughters and one son.



**BUM PHILLIPS**  
**Defensive Coordinator**  
**Defensive Line**

Joined Oilers in 1974 as defensive coordinator and defensive line coach.

**COLLEGE:** Had a very successful high school coaching record in Texas before moving into college ranks at Texas A&M . . . coached at the college level seven years at Texas A&M, Houston, SMU, and Oklahoma State . . . gained reputation as one of best defensive coaches in the game.

**PROFESSIONAL:** Defensive coordinator under Sid Gillman at San Diego, 1967-72 . . . defensive coordinator, defensive line coach at Houston, 1974-present.

**PERSONAL:** Born Sept. 29, 1953 . . . wife's name is Helen . . . six children.

**TOM WILLIAMS**  
**Executive Assistant**

Joined the Oilers in 1966 in scouting and public relations.

**COLLEGE:** All-around athlete at California State in football and track . . . backfield coach at Grambling, 1956-60 . . . head track coach at Grambling, 1960-66 . . . backfield coach and basketball coach at Prairie View, 1953-56.

**PROFESSIONAL:** Joined Oilers in scouting and public relations, 1966 . . . present duties involve contract negotiations with players, and administrative duties under general manager.

**PERSONAL:** Born April 11, 1928 . . . wife's name is Faye . . . daughters Jackie, 16, Allette, 2; son Tom, Jr. 13.

**JOE WOOLLEY**  
**Offensive Assistant**

Joined Oilers in 1973 as assistant coach.

**COLLEGE:** Played offensive and defensive tackle at Oklahoma State . . . high school coach at Texarkana, Ark., and Galveston, Tex., Ball High School, where his teams were consistently in the playoffs.

**PROFESSIONAL:** Assistant coach, Houston, 1973-present.

**PERSONAL:** Born Aug. 14, 1937 . . . wife's name is Martha . . . two sons.



PHILLIPS



WILLIAMS



WOOLLEY



GUNN



HENRY



GONZALEZ

### **BOBBY GUNN** **Head Trainer**

Bobby Gunn, a native Houstonian, begins his third season as head trainer for the Houston Oilers after completing his first year in professional football with the Washington Redskins in 1971.

Gunn, 47, graduated from Rice University in 1947 and served as assistant trainer there until 1951 when he took over as trainer for the Brazosport Independent School District. From there he moved to the Baytown School District.

Gunn, who worked in several Oiler training camps as an assistant to Bobby Brown, moved into the college ranks in 1961 at Lamar Tech College in Beaumont. Gunn was at Lamar when he took the job with Washington in '71.

The immediate past president of the National Athletic Trainers Association, Gunn was trainer for the US team in the '59 Pan American Games and for the US soccer team in Mexico City in '64. The Robert H. Gunn scholarship for student trainers was established by the National Athletic Trainer's Association in 1974.

Bobby and his wife Jane have four children.

### **CHARLIE HENRY** **Assistant Trainer**

In his second year on the Oiler training staff is Charlie Henry, who joins Bobby Gunn's staff as assistant trainer.

Henry is a graduate of Lamar University and was a student trainer under Gunn at Lamar. He was head trainer at Port Neches-Groves two years and Anahuac, Tex. High School two years.

A graduate of Port Neches High School, Henry is the first full-time Oiler assistant trainer in the club's history. Charley and his wife have one daughter.

### **JOHNNY GONZALEZ** **Equipment Manager**

Johnny Gonzalez begins his ninth year as as equipment manager for the Houston Oilers.

A graduate of Houston's Sam Houston High School, Gonzalez received his early training working under Bobby Brown and the Houston Independent School District. He is also a graduate of Kilgore Junior College and also serves as a third trainer when needed.

Johnny and his wife Henrietta have five children.

PRACTICE FIELD MAINTENANCE—Jesse Cantu

## the front office



**JIM McLEMORE**  
Public Relations



**LEWIS MANGUM**  
Controller



**GORDON JOHNSON**  
Ticket Manager



**BOB BREWSTER**  
Ass't. Public Relations



**MITCH FRIEDMAN**  
Photography



**STEVE CARRUTH**  
Photography


## the scouting staff



**GEORGE BLACKBURN**  
Personnel Director



**WALT SCHLINKMAN**  
Scout



**BRUCE KEBRIC**  
Scout



**JOHN MATH**  
Scout



**DAVE SMITH**  
Scout



**DON KING**  
Scout





**oiler outlook**

# by position

## wide receivers

### VETERANS:

Ken Burrough  
Billy Parks

Eddie Hinton  
Brad Lyman

### NEWCOMERS:

Everett Williams (FA)  
Jim Moore (FA)  
Victor Wharton (FA)  
Steve Pettes (FA)

John Moore (FA)  
Billy Johnson (D-15)  
George Anderson (FA)  
Stephen Harris (FA)  
Willie Jackson (FA)

**EVALUATION**—Burrough, Parks and Hinton form a veteran trio with outstanding potential. Burrough has the size (6-3), speed (4.3) to give defensive teams a real problem deep but needs to show the consistency in '73 needed to become a super star in the NFL. Parks, who like Burrough grabbed 43 passes in '73 has possibly the finest hands in pro football and makes tough catches look easy. Although not a real speedster, Parks has better than average speed, but his great moves and hands are his leading asset. Hinton was hampered by injuries in '73 after coming to the Oilers from Baltimore. The five-year pro from Oklahoma has excellent moves, hands and speed. Brad Lyman was a draft choice in '73 but missed the entire season with a knee operation after showing promise in training camp. His recovery could give depth to the receiver crops. Little Billy Johnson was a 15th round choice in '74 from Widener College, has outstanding credentials but is only 5-8 and could be used mainly as a return specialist. Several free agents will be in camp with Willie Jackson of Florida, George Anderson, an olympic class sprinter from Southern, John Moore of Prairie View and Everett Williams, who has been impressive in several special camps, looming as the chief threats to the veterans.

## tight ends

### VETERANS:

Mack Alston

Ron Mayo

### NEWCOMERS:

Jerry Broadnax (Wav)  
Hank Foldberg (FA)

Frank Davis (FA)  
Thurman Garrett (FA)

**EVALUATION**—Outstanding one-two combination in veteran Mack Alston and second year pro Ron Mayo, Alston, one of five players who came to the Oilers in the Ken Houston trade in '73, had his finest season, grabbing 19 passes for 195 yards and four TD's which was top for the Oilers. Always a fine blocker, Alston displayed outstanding potential as a receiver as well. Mayo was used mainly on special teams but has excellent potential and could give Alston a real run for his money in '74. Mayo has the speed to play outside as well as the size to handle the blocking assignments for the running game. Jerry Broadnax was picked up off waivers while Frank Davis, Hank Foldberg and Thurman Garrett join the Oilers from the college ranks.

## offensive line

### VETERANS:

Bill Curry (C)  
Ron Lou (C)  
Sid Smith (C-T)  
Solomon Freelon (C)  
Ralph Miller (G)  
Brian Goodman (G)

Tom Funchess (T)  
Greg Sampson (T)  
Elbert Drungo (T)  
Kevin Hunt (T)  
Ron Saul (G)  
Harris Jones (G)

### NEWCOMERS:

Ed Fisher (Wav)  
Bill Armstrong (FA)  
Dave Pierucki (Wav)  
Ronald Carroll (FA)  
Bill Hedge (D17)  
Ronald Marsden (FA)

Bill Ellenbogen (FA)  
Steve Taylor (D11)  
Henry Lewis (FA)  
Steve Coleman (FA)  
Steve Williams (FA)  
Kevin White (FA)

**EVALUATION**—Injuries really played havoc with Oilers offensive line in '73 with no less than six players, including two starting centers and three starting guards were sidelined most of the season. The Oilers were not able to start the same line more than two games in succession during the '73 campaign. Just how well the injured from '73 recover will have a tremendous bearing on the offensive line in '74. Centers Bill Curry and Ron Lou are both coming off knee operations along with center-tackle Sid Smith. Guards Ron Saul, Harris Jones and Ralph Miller are coming off injuries and need to stay healthy in '74. Two veteran tackles return in Tom Funchess and Elbert Drungo. Those two, along with converted defensive tackle Greg Sampson should give the Oilers good depth at tackle. Sampson has outstanding ability and needs only experience to become an exceptional offensive tackle. If the veteran Curry can recover from knee surgery, his leadership should be a big boost to the offensive line. Lou played well in '73 as rookie until getting hurt, and should be the prime candidate if Curry can't go. Also Sid Smith, who was claimed off injured waivers from Kansas City, could give depth at center. Brian Goodman came on strong at the end of '73 after joining the squad late in the season and looms strong at one guard along with Harris Jones, who shouldn't have any ill effects from a broken arm in '73. Drungo finished strong and has apparently shaken the knee injury which kept him out of '72 action. There's a lot of unknown quality among the newcomers but the leading candidates appear to be center Steve Taylor, an 11th round draft choice from Auburn, free agent Guards Bill Ellenbogen of Virginia Tech, Henry Lewis of Iowa State, and Bill Armstrong of Cheyney State along with free agent tackles Steve Coleman of Delaware State, and Ron Marsden of California State-Fullerton. Coleman had a brief fling with the Dallas Cowboys in '73 as a defensive tackle but appears to have the tools to play offense. Center John Monahan of Brigham Young, guard-center Dave Pierucki of Wheaton and tackle-guard Bill Fisher of Arizona State were all claimed off waivers during the off-season and could help.

## running backs

### VETERANS:

Fred Willis  
Bob Gresham  
Lewis Jolley  
Bill Thomas

Willie Rodgers  
George Amundson  
Al Johnson  
Lee White

### NEWCOMERS:

Matthew Williams (D16)  
Charles Hicks (FA)  
Terence Wells (FA)  
Robert Felton (FA)  
Ronnie Coleman (FA)

Otis Cooper (Wav)  
Larry Thomas (FA)  
Dornell Harris (FA)  
Craig Johnson (FA)  
Warren Craddock (FA)

**EVALUATION**—Fred Willis was the Oilers leading rusher for the second straight year and in addition was the leading receiver in the AFC with 57 catches. The fourth-year pro from Boston College continues to improve and ranks with the top all around backs in the NFL. Bob Gresham, who the Oilers got in a trade with New Orleans, had his moments in '73 but still needs to develop consistency. Gresham has the tools to be a solid running back. Other veteran running backs returning are second year pro George Amundson, the former quarterback from Iowa State who had his problems making the transition to the running back in the pros but who showed promise at times. Bill Thomas, who was Dallas' number one draft choice in 1971, was claimed off waivers and should be improved after a season with the Oilers. Third-year pro Willie Rodgers should be back at full strength after a knee operation in '73 and ready to contend for a starting position. There's also Al Johnson and veteran Lee White, who was claimed off waivers from San Diego. Matthew Williams from

Northeast Louisiana, Otis Cooper from San Jose State, Larry Thomas from New Mexico Highlands and Charles Hicks from Southwestern State appear to be the best of the rookies. If Amundson can come through at fullback, it would give the Oilers the big running back they have been looking for and enable Gillman to move Willis to a halfback spot. White was a number one draft choice of the New York Jets several years ago, but the Weber State grad has been hampered by injuries. Lewis Jolley has proven a steady and dependable performer but was bothered by injuries in '73.

## quarterbacks

### VETERANS:

Dan Pastorini

Lynn Dickey

### NEWCOMERS:

James Foote  
Lance Orner

Jack Frampton  
Vidal Carlin

**EVALUATION**—Houston's duo of Pastorini and Dickey is considered by Sid Gillman as the equal to any quarterbacking group he has ever been associated with. Only experience remains between the two and stardom. Pastorini enters his fourth season in '74 and continues to improve. Dickey, who missed '72 with a hip injury, made an amazing comeback in '73 and the battle with Pastorini for the number one spot promises to be a classic. Both Pastorini and Dickey are excellent passers, have strong arms and outstanding leadership abilities. Pastorini improved his completion percentage to .531 in '73 while Dickey was even stronger with a .592 effort. Pastorini hit the .500 completion mark for the first time in his career although hitting only five TD tosses. Dickey, who quarterbacked the Oilers' only win—31-27 over Baltimore—in '73 had six TD tosses. Both Pastorini and Dickey have exceptional ability and it will depend upon who develops the consistency needed to win in the NFL first as to who will be the starting quarterback. Three rookie free agent quarterbacks—James Foote, Jack Frampton and Lance Orner—will also battle the veterans. Another free agent with experience is Vidal Carlin, who has spent three years on NFL taxi squads.

## defensive line

### VETERANS:

Tody Smith (DE)  
Mike Fanucci (DE)

Elvin Bethea (DE)  
John Matuszak (DT)

### NEWCOMERS:

Walter Anderson (FA)  
Jim White (FA)  
Sidney Baldwin (FA)  
James McConnell (FA)

James McCollum (FA)  
Bernard Thomas (FA)  
Albert Wash (FA)  
Richard Wilkins (FA)

**EVALUATION**—All-pro Elvin Bethea is in a class by himself and is among the premier defensive ends in the NFL. Bethea was named to the Pro-Bowl squad for a third straight year and repeated as the club's top nemesis to enemy quarterbacks with 17 out of 27 sacks. The seven year veteran gets better every year. Tody Smith, who came to the Oilers in a trade with Dallas along with wide receiver Billy Parks, started slow but came on strong at the end of the season. Despite playing most of the year with a nagging injury, Smith finished with a rush. Big John Matuszak, the NFL's number one draft choice in '73, had his ups and downs in '73 but still has tremendous potential. Matuszak has all the tools to be a great one once he develops the consistency and experience needed to be a solid defensive lineman. With the move of Al Cowlings to linebacker and Greg Sampson to offensive, the defensive tackle spot is left a little thin. Rookie hopefuls are Jim McCollum of Kentucky, Bernard Thomas of Western Michigan and Richard Wilkins of Maryland State. Jim White, formerly of the Patroits, could help.

## linebackers

### VETERANS:

Ralph Cindrich (O)  
Guy Roberts (O)  
Paul Guidry (O)  
Al Cowlings (O)

Gregg Bingham (M)  
Dick Cunningham (M)  
Steve Kiner (O)

### NEWCOMERS:

Billy Joe Mantooth (Wav)  
Marvin Davis (FA)  
Danny Jackson (FA)  
James Brown (FA)  
Donald Wade (FA)  
Freddie Bullock (FA)  
Irby Augustine (FA)

Rickey Browne (D12) F  
Michael Kleinhenz (FA)  
Deryl McGallion (FA)  
Leonard Thaw (FA)  
Stan Land (FA)  
Joe Carbone (FA)  
Vernon Boswell (FA)

**EVALUATION**—At the conclusion of the '73 campaign, it was the consensus of opinion that the Oiler linebacking corps needed a little bolstering and depth. The returning veterans are largely young and inexperienced and have been together only one year. Young veterans Ralph Cindrich, Dick Cunningham, and Steve Kiner, who the Oilers acquired in an off-season trade, will be starting their first full season with the club. Paul Guidry, the nine-year veteran who was slowed with a back injury in '73, should be healthy again in '74 and his experience will help. Gregg Bingham, who was a rookie in '73, should be much improved after making the switch from a down lineman in college. Big Al Cowlings, who was a starting defensive tackle in '73, has been moved to an outside linebacker spot in '74 and his great quickness and pursuit could give the linebacking corps a real boost. Cowlings played a little at linebacker with Buffalo but will likely have to shed some of his 255-pounds he had as a defensive tackle. Newcomers will be Billy Joe Mantooth, who was claimed off waivers from Philadelphia, Rickey Browne, a 12th round draft choice from Florida and free agents Marvin Davis of Southern, Michael Kleinhenz of Cincinnati, Danny Jackson of Texas Southern, Deryl McGallion of Houston and Donald Wade of Miami (Ohio). Third-year pro Guy Roberts tied a club record for interceptions by a linebacker with four in '73 and continues to improve.

## defensive backs

### VETERANS:

Zeke Moore (CB)  
Jeff Severson (S)  
John Charles (S)  
Larry Carwell (S)

Willie Alexander (CB)  
Bob Atkins (S)  
Joe Blahak (S)  
Larry Eaglin (S-CB)

### NEWCOMERS:

Mike McCoy (DS)  
Roberts Jones (FA)  
Nate Jackson (FA)  
Larry Perkins (FA)  
Randal Bartemeyer (FA)  
Columbus Whittington (FA)  
Greg Stemrick (FA)  
Willie Bob Johnson (FA)

Leonard Fairley (D7)  
Willie Burkes (FA)  
Ron Newton (Bahati Jaha) (F)  
Dan Rebsch (FA)  
Melvin Baxley (FA)  
Mike Kaier (FA)  
James Stevens (FA)  
Dexter Bishop (FA)

**EVALUATION**—The nucleus returns for a second secondary headed by veterans Zeke Moore, Willie Alexander, Jeff Severson, Larry Eaglin, John Charles, Bob Atkins, Joe Blahak and Larry Carwell. Atkins, Eaglin and Charles were injured most of the '73 season but should be back at full strength while Carwell was claimed on waivers from Buffalo. Moore and Alexander are all proven cornerbacks while Eaglin played both corner and safety as a rookie. Severson took over the strong safety spot in '73 and did a solid job, trying for the club in interceptions with four. Blahak, a rookie in '73, started several games at the end of the season and showed excellent promise. There's plenty of veteran experience across the secondary and the problem will be coming up with the best foursome. Rookie hopefuls are Mike McCoy of Western Kentucky, Leonard Fairley of Alcorn A&M, Nate Jackson of Alabama A&M, Melvin Baxley of Southern Carolina and Greg Stemrick of Colorado State

looming as the leading contenders. A healthy Atkins, Charles and Eaglin can make a big difference in the secondary with continued improvement anticipated from Moore and Alexander.

## specialists

### VETERANS:

Dan Pastorini (P)  
Finn Seeman (Ki)

Skip Butler (Ki)

### NEWCOMERS:

David Beverly (Wav)  
Leroy Clark (FA)  
Paul Kliever (FA)  
Greg Sinnard (FA)  
Charles Hill (FA)

Timonthy Black (FA)  
David Jennings (FA)  
Richard Sanger (FA)  
Gary Zauner (FA)

**EVALUATION**—Dan Pastorini is an excellent punter but was hampered most of '73 but a lower stomach injury and could not punt full time. Pastorini should be ready to take over the punting chores in '74. Skip Butler did the place kicking in '73 and had a good year. Butler had a 63% accuracy on field goals, hitting 15 of 24 and missing only two under 40 yards all season. Butler's kickoffs were improved in '73 also with only 31% being returned. Butler also handled punting chores during Pastorini's injury. Finn Seemann should be much improved in '74 after spending the '73 making the adjustment from soccer to American football.

## overall outlook

**OFFENSE**—The key to offensive improvements center mainly in the line where injuries riddled the starters in '73. A lot of "ifs" must be answered. If Curry, Lou, Smith, Jones, Saul and Miller recover from injuries and if Sampson makes the change from defense then the offensive line could be much improved. An added year of maturity will help both Pastorini and Dickey and the running backs—Amundson, Gresham, Thomas, White—will be together from the start. This has to help the continuity of the offense. Willis will continue to be chief running threat but should have better help in '74. The passing game should be improved with receivers and quarterbacks working together for a full year now and knowing each others capabilities. Again improvement is dependent upon avoiding injury to key spots since depth is not proven.

**DEFENSE**—There were a lot of new faces in '73 on the defensive unit and just playing together has to help. Bethea will be the anchor to potentially strong defensive front four with continued improvement from Matuszak and Smith expected. Cowlings adjustment to linebacker and addition of Kiner should be key to linebacking improvement. Secondary can be good if front four and linebackers improve as expected. Real key will be the continued improvement in continuity of defensive unit.





# TENTATIVE 1974 DEPTH CHART

## OFFENSE

WIDE RECEIVER	LEFT TACKLE	LEFT GUARD	CENTER	RIGHT GUARD	RIGHT TACKLE	TIGHT END
00 Ken Burrough	66 Tom Funchess	69 Solomon Freelon	77 Sid Smith	68 Brian Goodman	75 Elbert Drungo	82 Mack Alston
87 Eddie Hinton	72 Kevin Hunt	64 Ron Saul	50 Bill Curry	61 Harris Jones	67 HENRY LEWIS	80 Ron Mayo
27 EVERETT	73 Greg Sampson	62 Ralph Miller	51 Ron Lou	59 CALVIN PAYNE	74 STEVE COLEMAN	85 JERRY
WILLIAMS	90 BILL HEDGE	79 KEVIN WHITE	53 Steve Taylor	65 BILL	76 RONALD	BROADNAX
29 WILLIE JACKSON	91 STEVE WILLIAMS	78 ED FISHER	55 RUSSELL BATES	ELLENBOGEN	88 FRANK DAVIS	88 FRANK DAVIS
41 JIM MOORE	92 RAY LEE	94 TOM MULLEN	56 DAVE PIERUCKI	70 BILL ARMSTRONG	89 THURMAN	89 THURMAN
42 VICTOR	BURFORD	95 GREG BRAND	54 JOHN MONAHAN	97 ERNEST KIRK	GARRETT	GARRETT
WHARTON			58 ED SEIWELL	71 RONALD	86 HANK FOLDBERG	86 HANK FOLDBERG
				CARROLL		
				93 RICHARD		
				McGHEE		

KICKERS	QUARTERBACKS	RUNNING BACKS	RUNNING BACKS	WIDE RECEIVERS
2 Skip Butler	7 Dan Pastorini	44 Fred Willis	12 George Amundson	20 Billy Parks
8 FINN SEEMANN	10 Lynn Dickey	36 Bob Gresham	34 Willie Rodgers	84 Brad Lyman
5 PAUL KLEWER	16 Vidal Carlin	28 Bill Thomas	40 Lewis Jolley	46 BILLY JOHNSON
6 TIMOTHY BLACK	13 JACK FRAMPTON	32 MATTHEW WILLIAMS	35 Lee White	47 JOHN MOORE
4 DAVID BEVERLY	11 JAMES FOOTE	22 TERENCE WELLS	38 LARRY THOMAS	48 GEORGE
3 LEROY CLARK	17 LANCE ORNER	21 CHARLES HICKS	30 OTIS COOPER	ANDERSON
9 DAVID JENNINGS		23 ROBERT FELTON	31 DORNELL HARRIS	49 STEVE PETTES
1 GARY ZAUNER		25 RONNIE COLEMAN	33 CRAIG JOHNSON	45 STEPHEN HARRIS
37 RICHARD SANGER			39 WARREN	
19 GREG SINNARD			CRADDOCK	
26 CHARLES HILL				
41 JAMES JOHNSTON				

PUNTERS: 7 Dan Pastorini; 2 Skip Butler

# 1974 TENTATIVE DEPTH CHART

## DEFENSE

### LEFT ENDS

70 Tody Smith  
67 Mike Fanucci  
72 WALTER  
ANDERSON  
75 SIDNEY BALDWIN

### LEFT TACKLES

71 JAMES  
McCOLLUM  
77 BERNARD  
THOMAS

### RIGHT TACKLES

78 John Matuszak  
68 RICHARD  
WILKINS  
69 ALBERT WASH

### RIGHT ENDS

65 Elvin Bethea  
79 Jim White  
63 JEROME  
McCONNELL  
87 CHARLES  
HORTON

### LEFT LINEBACKER

55 Ralph Cindrich  
58 Paul Guidry  
76 Al Gowlings  
61 MIKE KLEINHENZ  
66 JAMES BROWN  
80 LEONARD THAW  
81 IRBY AUGUSTINE

### MIDDLE LINEBACKER

54 Gregg Bingham  
49 Dick Cunningham  
84 JOE CARBONE  
51 BILLY JOE  
MANTOOTH  
82 DONALD WADE  
83 STAN LAND  
60 DERYL  
McGALLION  
59 TED WASHINGTON

### RIGHT LINEBACKER

56 Guy Roberts  
53 Steve Kiner  
57 RICKY BROWNE  
62 MARVIN DAVIS  
64 DANNY JACKSON  
85 FREDDIE  
BULLOCK  
86 VERNON  
BOSWELL

### LEFT CORNERBACK

22 Zeke Moore  
21 MIKE McGOY  
41 WILLIE BOB  
JOHNSON  
20 ROBERT JONES  
24 WILLIE BURKES  
31 LARRY PERKINS

### LEFT SAFETY (Strong)

42 Tommy Maxwell  
25 John Charles  
26 Larry Eaglin  
15 Al Johnson  
46 LEONARD  
FAIRLEY  
36 COLUMBUS  
WHITTINGTON  
32 DAN REBSCH  
34 RANDAL  
BARTMEYER  
37 DEXTER BISHOP

### RIGHT SAFETY (Free)

45 Jeff Severson  
48 Bob Atkins  
27 Joe Blahak  
23 Alvin Haymond  
35 MELVIN BAXLEY  
38 MIKE KAER

### RIGHT CORNERBACK

19 Willie Alexander  
29 Larry Carwell  
39 GREG STEMIRICK  
28 NATE JACKSON  
30 RON NEWTON  
40 JAMES STEVENS

CAPS INDICATE ROOKIES

# FINAL 1973 DEPTH CHART

## OFFENSE

**WIDE RECEIVER**  
 00 Ken Burrough  
 87 Eddie Hinton  
 24 Joe Wylie  
**LEFT TACKLE**  
 66 Tom Funchess  
 73 Greg Sampson  
 63 Levert Carr  
**LEFT GUARD**  
 68 Brian Goodman  
 69 Solomon Freelon  
 60 Al Jenkins  
**CENTER**  
 57 Sam Gruneisen  
 52 Calvin Hunt  
**RIGHT GUARD**  
 60 Al Jenkins  
 63 Levert Carr  
 62 Ralph Miller  
**RIGHT TACKLE**  
 75 Elbert Drungo  
 72 Kevin Hunt  
 63 Levert Carr  
**TIGHT END**  
 82 Mack Alston  
 80 Ron Mayo  
**WIDE RECEIVER**  
 20 Billy Parks  
 87 Eddie Hinton  
 24 Joe Wylie

**RUNNING BACK**  
 44 Fred Willis  
 18 Paul Robinson  
 28 Bill Thomas  
**QUARTERBACK**  
 7 Dan Pastorini  
 10 Lynn Dickey  
 14 Edd Hargett  
**RUNNING BACK**  
 12 George Amundson  
 40 Lewis Jolley  
 36 Bob Gresham

**LEFT END**  
 70 Tody Smith  
 67 Mike Fanucci

**RIGHT TACKLE**  
 78 John Matuszak  
 71 Wesley Grant

**RIGHT END**  
 65 Elvin Bethca  
 67 Mike Fanucci

## DEFENSE

**LEFT TACKLE**  
 76 Al Cowlings  
 71 Wesley Grant  
 73 Greg Sampson

**MIDDLE LINEBACKER**  
 54 Gregg Bingham  
 55 Ralph Cindrich  
 49 Dick Cunningham

**RIGHT LINEBACKER**  
 56 Guy Roberts  
 59 Brian McConnell  
 49 Dick Cunningham

**LEFT LINEBACKER**  
 55 Ralph Cindrich  
 58 Paul Guidry  
 59 Brian McConnell

**STRONG SAFETY**  
 37 Jeff Severson  
 26 Larry Eaglin

**FREE SAFETY**  
 27 Joe Blahak  
 48 Bob Atkins

**RIGHT CORNER**  
 19 Willie Alexander  
 33 Benny Johnson

**LEFT CORNER**  
 22 Zeke Moore  
 26 Larry Eaglin

**SURE SIGN  
OF A  
WINNING  
TEAM...**



**CHRYSLER**

***Plymouth***

AUTHORIZED DEALER



**CHRYSLER**  
MOTORS CORPORATION

**See Your  
Chrysler-Plymouth  
Dealer Today.**



meet the  
players

## the veterans



ALEXANDER



ALSTON



AMUNDSON

**ALEXANDER, Willie** Alcorn A&M Born: 9-21-49  
 Cornerback Hgt: 6-3 Wgt: 190 4th Year (D6-71)

**PRO**—Has been a starter for most of the past three seasons. Used at both cornerback and safety in '73 but seems best suited for cornerback. Has excellent speed, quickness and is a good hitter. Can become one of better defensive backs in the league once he develops consistency. Intercepted three passes in '73 during so-so season. Does a good job on man-to-man coverage. Has 4.5 speed in the 40.

**COLLEGE**—Two-time All-Southwestern Conference cornerback on Alcorn A&M team that was National Negro College Champion in '68 and '69 and runnersup in '70.

**PERSONAL**—Native of Montgomery, Ala. Lives in Houston in off-season. Willie and his wife Carolyn have no children.

### CAREER STATISTICS

#### INTERCEPTIONS

Year	No	Yards	Avg.	TD	LG
1971	4	74	18.5	0	36
1972	1	16	16.0	0	16
1973	3	3	1.0	0	3
<b>TOTALS</b>	<b>8</b>	<b>93</b>	<b>11.6</b>	<b>0</b>	<b>36</b>

**ALSTON, Mack** Maryland State Born: 4-27-47  
 Tight End Hgt: 6-2 Wgt: 230 5th Year (Tr-73)

**PRO**—Came into his own as an all-round tight end in '73 in first year with Oilers. Came to Houston in '73 in five-player trade for safety Ken Houston and had his finest year as a receiver. Had been used mainly as a blocking tight end at Washington but has excellent hands and goods moves. Grabbed 19 passes for 195 yards and four TD's in '73. His four TD's was tops for Oilers in '73. Should be ready to make move in '74 and become one of the premier tight ends in the NFL. Played in eight games as a rookie with Redskins in '70 mainly on special teams. Started five games in '71 and was a key figure in Redskins strong running game. Exceptionally strong and has the speed to get deep.

**COLLEGE**—Played tight end, split end, defensive end and linebacker at Maryland State. Has B.A. degree in business administration.

**PERSONAL**—Lives in Falls Church, Va. Born in Georgetown, S.C. Married to Rose Alethia and has one child, Andrea Belinda, 4.

### CAREER STATISTICS

#### INTERCEPTIONS

Year	No	Yards	Avg.	TD	LG
1970 (Wash)	0	0	0.0	0	0
1971 (Wash)	5	87	17.4	0	21
1972 (Wash)	2	23	26.5	0	36
1973 (Hou)	19	195	10.3	4	39t
<b>TOTALS</b>	<b>26</b>	<b>305</b>	<b>11.7</b>	<b>4</b>	<b>39t</b>

### AMUNDSON,

George                      Iowa State                      Born: 3-31-51  
 Running Back              Hgt: 6-3 Wgt: 215      2nd Year (D1A-73)

**PRO**—Houston's 2nd first round draft choice in '73 obtained in Atlanta's first round spot in trade for defensive tackle Mike Tilleman. Had to make the switch from a quarterback in college to running back in the pros. Has excellent potential and began to come along late in season. Carried the ball 10 times for 56 yards with a 10-yard long run. Also caught seven passes for 60 yards. Has excellent size, speed and can become solid running back. Has outstanding strength.

**COLLEGE**—Was an All-Big Eight quarterback in '72 after rushing for over 1,300 yards as a running back as a junior. Considered the finest running back in Iowa State history. Holds virtually all the school's rushing and scoring marks. Holds school records such as most TD's in a game (4), most rushes (33) in a game. Completed 145 of 313 passes as a senior for 1,957 yards and 15 TD's and ranked 4th in the nation in total offense. Ran 434 plays for 2,770 yards and was responsible for 24 TD's. Played in East-West Shrine game and also Hula Bowl.

**PERSONAL**—Born in Aberdeen, S.D. Played high school ball in Aberdeen at Central High where he won 13 letters and held schoolboy discus record of 211 feet 4 inches. Single.

### CAREER STATISTICS

#### RUSHING

Year	No	Yards	Avg.	TD	LG
1973	15	56	3.7	0	10

#### RECEIVING

Year	No	Yards	Avg.	TD	LG
1973	7	60	8.6	0	18



ATKINS, Bob      Grambling      Born: 4-2-46  
 Safety            Hgt: 6-3 Wgt: 210      7th Year (Tr-70)

**PRO**—Missed nine games in '73 with a knee injury after being ticketed for a starting spot at safety. Should return in '74 to give experience to Oiler secondary. Has excellent speed and is a good hitter. Started several games in '73. Came to Oilers in '70 along with quarterback Charley Johnson in trade with St. Louis for quarterback Pete Beathard and cornerback Miller Farr. Was a starting cornerback as a rookie with Cardinals but saw limited service in '69 due to military commitments. Has played at both cornerback and safety for Oilers. Has 4.6 speed in the 40 with good range.

**COLLEGE**—Was an outstanding wide receiver at Grambling where he made several All-American teams and was all-conference.

**PERSONAL**—A native of Atlanta, Georgia. Played high school ball at Atlanta's Price High. Lives in Houston in off-season and works in Operation Pull program. Bob and his wife Norma have one child.

### CAREER STATISTICS

#### INTERCEPTIONS

Year	No	Yards	Avg.	TD	LG
1968 (St.L.)	2	0	0.0	0	0
1969 (St.L.)	3	73	24.7	0	30
1970 (Hou)	1	7	7.0	0	7
1971 (Hou)	1	25	25.0	1	25t
1972 (Hou)	2	37	18.5	0	34
1973 (Hou)	0	0	0.0	0	0
<b>TOTALS</b>	<b>9</b>	<b>142</b>	<b>15.8</b>	<b>1</b>	<b>34</b>



ATKINS



BETHEA



BINGHAM

**BETHEA, Elvin** North Carolina Born: 3-1-46  
 Defensive End A&T 7th Year (D3-68)  
 Hgt: 6-2 Wgt: 255

**PRO**—One of the premier defensive ends in the NFL. Named to the Pro-Bowl team for a third straight year after leading the Oilers in quarterback sacks with 17 (of 27). Hasn't missed a game since his rookie season despite nagging injuries. Has led Oilers in quarterback sacks four of the past five years. Has excellent speed, amazing quickness and strength. Has developed into outstanding team leader since being named team captain in '73. A fierce competitor with outstanding pursuit. A great pass rusher and solid against the running game. Has to be considered in All-Pro class with consistent play the past few years. Was on AFL Eastern Division All-Stars in '69. Played some at offensive guard as a rookie before finding home at defensive end. Team captain and player representative.

**COLLEGE**—Was an NAIA All-American two years at North Carolina A&T.

**PERSONAL**—Native of Trenton, N. J. Played high school at Central High in Trenton. Lives in Greensboro, N.C. in off-season. Elvin and his wife Linda have no children. Nickname: "Big E"

**BINGHAM, Gregg** Purdue Born: 3-13-51  
 Middle Linebacker Hgt: 6-1 Wgt: 230 2nd Year (D4-73)

**PRO**—Started all 14 games at middle linebacker for Oilers as rookie in '73 and showed excellent promise after making switch from middle guard in college. Named to several All-Rookie teams in '73 at middle linebacker. Has fine speed, quickness and is tough hitter. Needs only experience to become solid pro linebacker. Intercepted two passes. Fourth round draft choice in '73.

**COLLEGE**—All-Big Ten choice at middle guard as a senior. Was named UPI lineman of the week at least once during each of last three seasons at Purdue. Had 128 unassisted tackles as a junior. Played in the North-South All-Star game.

**PERSONAL**—Born in Chicago, Ill. Attended Gordon Tech High in Chicago. Parents had lived in Houston for several years, where Gregg worked as a used car salesman. Has part ownership in several clubs in Houston.

### CAREER STATISTICS

#### INTERCEPTIONS

Year	No	Yards	Avg.	TD	LG
1973	2	22	11.0	0	18

**BLAHAK, Joe** Nebraska Born: 8-29-50  
 Safety Hgt: 5-9 Wgt: 181 2nd Year (D8-73)

**PRO**—Eighth round draft choice in '73 who came on strong at end of season and started final four games. Had AFC's longest pass interception return of '73 with an 87-yard effort against Pittsburgh. Has fine quickness, toughness and speed. Should become solid defensive back in '74 with added experience. A fine competitor and sure tackler. Also used on kickoff returns. Has 4.6 speed in the 40.

**COLLEGE**—A two-time All-Big Eight cornerback on powerful Nebraska team. Played in American Bowl and College All-Star game. Third team All-America in '72.

**PERSONAL**—Born in Columbus, Nebraska. Attended Columbus High. Joe and his wife Diane have one child.

### CAREER STATISTICS

#### INTERCEPTIONS

Year	No	Yards	Avg.	TD	LG
1973	2	120	60.0	0	87

#### KICKOFF RETURNS

Year	No	Yards	Avg.	TD	LG
1973	2	41	20.5	0	23

**BURROUGH, Ken** Texas Southern Born: 6-14-48  
Wide Receiver Hgt: 6-3 Wgt: 210 5th Year (Tr-71)

**PRO**—Had best year of career in '73 as far as catches (43) and yards (577) are concerned. Averaged 13.4 yards per catch. Tied with teammate Billy Parks and Denver's Riley Odoms for the number nine slot among pass receivers. One of the fastest receivers (4.4 in the 40) in the NFL and has the size (6-3, 210) to give defensive backs fits. Needs only to develop consistency to become one of the premier receivers in the game. Has all the tools for greatness. Came to Houston in '71 in trade with New Orleans for running back Hoyle Granger, tackle Terry Stoepel, defensive end Charles Blossom and a draft choice. Was New Orleans' number one draft choice in '70. Nagging injuries have hampered his progress but has still managed to average 15.6 yards per catch on 107 catches.

**COLLEGE**—An All-American at Texas Southern where he caught 138 passes for 1,912 yards during his career. Was also a standout in track. Played in College All-Star game and Senior Bowl.

**PERSONAL**—Native of Jacksonville, Fla. Played high school ball at William Raines High in Jacksonville. Lives in Houston in off-season. Ken and his wife Flossie have no children.

### CAREER STATISTICS

#### RECEIVING

Year	No	Yards	Avg.	TD	LG
1970 (N.O.)	13	196	15.1	2	35
1971 (Hou)	25	370	14.8	1	62t
1972 (Hou)	26	521	20.0	4	80t
1973 (Hou)	43	577	13.4	2	49t
<b>TOTALS</b>	<b>107</b>	<b>1664</b>	<b>15.6</b>	<b>9</b>	<b>80t</b>

#### KICKOFF RETURNS

Year	No	Yards	Avg.	TD	LG
1970 (N.O.)	15	298	19.9	0	38
1971 (Hou)	8	157	19.6	0	30
1972 (Hou)	0	0	0.0	0	0
1973 (Hou)	0	0	0.0	0	0
<b>TOTALS</b>	<b>23</b>	<b>455</b>	<b>19.7</b>	<b>0</b>	<b>38</b>



BLAHAK



BURROUGH



BUTLER

**BUTLER, Skip**  
Kicker

Texas-Arlington  
Hgt: 6-0 Wgt: 200

Born: 10-21-47  
4th Year (FA-72)

**PRO**—Signed as a free agent in '72, Butler has been the Oilers regular kicker the past two seasons. Can also punt and has been Dan Pastorini's backup punter for the past two seasons. Hit 12 of 19 field goals in '72 and 15 of 24 in '73. Longest field goal in '73 was 49 yards. Very accurate from 40 yards in and has hit 21 of 26 from inside the 40 the past two years. Consistently gets kickoffs into the end zone. Originally drafted by Green Bay and later played with Atlanta. Fourth round draft choice of Green Bay in '70.

**COLLEGE**—All-time scoring king in college at Texas-Arlington. Scored more points by kicking than any collegian. Had 216 points including 44 field goals.

**PERSONAL**—Born in Gladewater, Tex. and played high school ball at Gladewater. Lives in Arlington in off-season. Wife's name is Sandra and they have one daughter, Karen.

### CAREER STATISTICS

#### KICKING

Year	1-19	20-29	30-39	40-49	Over 50	Total
1972	3-3	3-5	3-4	3-6	0-1	12-19
1973	4-4	2-2	6-8	3-8	0-2	15-24
<b>TOTALS</b>	<b>7-7</b>	<b>5-7</b>	<b>9-12</b>	<b>6-14</b>	<b>0-3</b>	<b>27-43</b>

#### PUNTING

Year	No	Yards	Avg.	Bl	LG
1972	3	105	35.0	0	47
1973	36	1344	37.3	0	55
<b>TOTALS</b>	<b>39</b>	<b>1449</b>	<b>37.2</b>	<b>0</b>	<b>55</b>

#### SCORING

Year	FGA-FG	EPA-EP	Total
1972	19-21	16-15	51
1973	24-15	21-21	66
<b>TOTALS</b>	<b>43-27</b>	<b>37-36</b>	<b>117</b>

**CARWELL, Larry** Iowa State Born: 8-5-44  
Safety-Cornerback Hgt: 6-1 Wgt: 181 8th Year (Wav-74)

**PRO**—Returns to Oilers after spending four seasons with New England and one with Buffalo. Was originally drafted by Oilers in third round of '67 draft. Was a starting cornerback two years with Oilers before going to New England in trade in '69. Has excellent speed, is a good hitter and will add plenty of experience to Oiler secondary. Will likely be used at safety by Oilers. Claimed off waivers by Oilers in '74. Has intercepted 14 passes during career. Used on punt and kickoff returns in early part of career.

**COLLEGE**—All-Big Eight performer at Iowa State in '66. Set conference record for interception return yards in one game with 123 on two thefts vs. Kansas. Had 10 interceptions in college.

**PERSONAL**—Born in Veda, Georgia. Played high school ball at Memorial High in Campbell, Ohio. Lives in Houston in off-season. Married.

### CAREER STATISTICS

#### INTERCEPTIONS

Year	No	Yards	Avg.	TD	LG
1967 (Hou)	0	31	0.0	0	0
1968 (Hou)	4	81	20.3	1	
1969 (N.E.)	4	114	28.5	0	
1970 (N.E.)	0	0	0.0	0	0
1971 (N.E.)	5	72	14.4	1	
1972 (N.E.)	1	0	0.0	0	0
1973 (Buf)	0	0	0.0	0	0

**CHARLES, John** Purdue 8th Year (Tr-71)  
 Safety Hgt: 6-0 Wgt: 200 Born: 5-9-44

**PRO**—Veteran strong safety who missed 10 games in '73 with a knee injury and has been a starter off and on since coming to the Oilers in a trade with Denver in '71 for cornerback Leroy Mitchell. Was first round draft choice of Boston Patriots in '67 and was first defensive back in history ever drafted in first round. Intercepted two passes in '73 before being injured and has now picked off 16 during career. Has good speed and quickness. Traded to Denver in '71 for wide receiver Al Denson after going from Boston to Minnesota in early '71 as a part of the Joe Kapp trade. Was an All-AFL safety at Boston. Has also played cornerback during career and is good against the run.

**COLLEGE**—All-American at Purdue and named the Most Valuable Player in '67 Rose Bowl game.

**PERSONAL**—Native of Newark, N.J. Went to high school in Linden, N.J. Lives in Houston in off-season. John and his wife Sandra have no children. Nickname: "J.C."

### CAREER STATISTICS

#### INTERCEPTIONS

Year	No	Yards	Avg.	TD	LG
1967 (Bos)	1	35	35.0	1	35t
1968 (Bos)	1	29	29.0	0	29
1969 (Bos)	4	46	11.5	1	25
1970 (Minn)	1	25	25.0	0	25
1971 (Hou)	5	94	18.8	0	51
1972 (Hou)	2	6	3.0	0	6
1973 (Hou)	2	64	32.0	0	39
<b>TOTALS</b>	<b>16</b>	<b>299</b>	<b>18.7</b>	<b>2</b>	<b>51</b>

**CINDRICH, Ralph** Pittsburgh Born: 10-29-49  
 Linebacker Hgt: 6-1 Wgt: 230 3rd Year (Wav-73)

**PRO**—Claimed by Oilers off waivers in '73 from Buffalo. Started several games and came on strong toward end of season. Has excellent promise and is a solid hitter with good speed. Played in the middle at Buffalo but moved to the outside by the Oilers. Should begin to really develop in '74. Originally signed by Boston in '72.



CARWELL



CHARLES



CINDRICH

**COLLEGE**—Second team All-America at Pittsburgh. Rated best linebacker at Pitt since Joe Schmidt. All-East selection. Captained North defense in North-South game.

**PERSONAL**—Born in Avella, Pa., and played high school football there. Lives in Houston in off-season. Single.

**COWLINGS, Al** Southern California Born: 6-16-47  
Linebacker- Hgt: 6-5 Wgt: 255 5th Year (Tr-73)  
Defensive Tackle

**PRO**—Had good season with Oilers in '73 after joining team in off-season following trade with Buffalo. Was starting defensive tackle most of season and has real quickness. Was Buffalo's top pass rusher for three seasons. Will be moved to linebacker in '74 to better utilize his quickness and pursuit. Was Buffalo's first round draft choice in '70. A determined competitor who is just now beginning to blossom.

**COLLEGE**—Was an All-American defensive tackle at Southern California as a senior in '69. Attended same high school and junior college with O. J. Simpson. Played in '70 Senior Bowl.

**PERSONAL**—Born in San Francisco, Calif. and lives in Los Angeles in off-season. Does volunteer work in drug rehabilitation in off-season. Single.

**CUNNINGHAM, Dick** Arkansas Born: 10-12-44  
Linebacker Hgt: 6-2 Wgt: 238 7th Year (Wav-73)

**PRO**—Claimed off waivers after 12 games in '73 from Buffalo. Played in final game of season for Oilers but should give added experience to linebacking corps in '74. Was a 4th round red shirt pick of Buffalo in '66. Has been plagued by injuries during career with Buffalo but is a tremendous competitor. Was a starting offensive tackle for Bills in '68 and also played some at guard but best spot is at linebacker. Has had leg, ankle, shoulder and knee injuries during career but has always come back strong.

**COLLEGE**—Three year starter at offensive tackle and All-Southwest Conference at Arkansas in 1965. Played in Cotton Bowl and captained West in East-West game.

**PERSONAL**—Born in Boston, Mass. Played high school ball in San Antonio, Tex. Owned an Art Gallery in Buffalo. Spent part of childhood in Europe where father served in Air Force. Dick and his wife, Carole, have a son, Kerikan and a daughter, Kahlil Ann.



COWLINGS



CUNNINGHAM



CURRY

**CURRY, Bill**  
Center

Georgia Tech  
Hgt: 6-2 Wgt: 235

Born: 10-21-42  
10th Year (Tr-73)

**PRO**—Played in only four games in '73 after coming to Oilers in off-season trade with Baltimore which sent guard Tom Regner to Colts. Suffered serious knee injury in fourth game against Rams and his loss was multiple since Curry was expected to be leader and stabilizer of young Oiler offensive line. A two-time All-Pro center with Colts and one of the mainstays in Baltimore's Super Bowl teams of '69 and '71. Also played in NFL championship game in '66 at Green Bay. A 20th round draft pick of Green Bay in '65. Has always been a fierce competitor and is one of the most consistent players in the NFL. Claimed by New Orleans in the '67 expansion draft but was traded to Baltimore before '67 season. His damaged knee is still a big question mark but if there's a way, Curry will play in '74. President of players' association.

**COLLEGE**—Star at Georgia Tech and played in Coaches' All-Star game in Buffalo and for College All-Stars against Cleveland in '65.

**PERSONAL**—Born in College Park, Ga. Lives in Atlanta, Ga. in off-season and does sports announcing on local TV station. Very active in Fellowship of Christian Athletes. One of the best public speakers in professional athletics. Bill and his wife Carolyn have two children, Kristen, 7, and William Jr., 3½.

**DICKEY, Lynn**  
Quarterback

Kansas State  
Hgt: 6-3½ Wgt: 210

Born: 10-19-49  
4th Year (D3-71)

**PRO**—Made an almost unbelievable comeback in '73 after crippling hip injury in pre-season of '72. It was even thought that injury might have ended what promises to be brilliant pro career. Tremendous dedication, hard work and just plain guts enabled Dickey to return to the playing field in '73. Dickey started four games in '73 and quarterback the Oilers' only win—a thrilling 31-27 last minute verdict over Baltimore. Against the Colts, Dickey hit 22 of 32 attempts for 340 yards and 3 touchdowns including a 12-yard pass to Fred Willis in the final 30 seconds to cap an 85-yard drive for the victory. Dickey also led the Oilers in completion percentage with 71 of 120 for .592 and 888 yards and a club leading six TD's. His overall improvement was outstanding and '74 should be the year that the fourth-year pro begins to really make his move. Has all the tools to become a great quarterback. Is an exceptional leader with superb size, great arms and sound knowledge of the game. Has excellent strength and can throw the long ball. Has displayed real coolness under pressure and reads defenses well. Was a real steal in 3rd round of '71 draft.



**COLLEGE**—Greatest passing quarterback in Big-8 history while at Kansas State. Holds virtually every passing and total offense record in the Big-8. Was All Big-8 in '69 and '70. Completed 501 of 994 passes for 6,208 yards and 29 TD's.

**PERSONAL**—Native of Paola, Kansas and went to high school in Osawatomie, Kans. where he was school's greatest all-around athlete. School named stadium for him in special day in summer of '71. Lives in Houston in off-season. Lynn and his wife Sherry have one baby girl.

### CAREER STATISTICS

#### PASSING

Year	Att	Comp	Pct. Comp	Yds	TD	Pct. TD	LG	Int	Pct. Int	Avg. Gain
1971	57	19	.333	315	0	0.00	42	9	15.8	5.5
1972	INJURED—DID NOT PLAY									
1973	120	71	.592	888	6	5.00	66t	10	8.3	7.4
Totals	177	90	.508	1203	6	3.40	66t	19	10.7	6.80

**DRUNGO, Elbert** Tennessee State Born: 4-30-43  
Guard-Tackle Hgt: 6-4 Wgt: 265 6th Year (D3-69)

**PRO**—Finished strong after slow start in '73. Came back in '73 after missing entire '72 season with knee injury in pre-season. Was Oilers' outstanding lineman in '71. Can play either guard or tackle and should reach status as one of better offensive tackles he had attained before knee injury. Has good speed and strength and is a solid pass protector. Can become outstanding offensive tackle if he can avoid the injury bug.

**COLLEGE**—All-conference tight end for three years at Tennessee State. Also played linebacker as a college freshman. All-American as a junior and senior.

**PERSONAL**—Native of Columbus, Miss. Attended R. E. Hunt High School in Columbus. Lives in Nashville, Tenn. in off-season. Single. Nickname: "Sunny"

**EAGLIN, Larry** S. F. Austin Born: 8-27-48  
Safety-Cornerback Hgt: 6-3 Wgt: 193 2nd Year (D11-73)

**PRO**—Came along fast during rookie year but was hampered by nagging injury. Started several games at cornerback. Could play either cornerback or safety but will likely be used at safety in '74. Has excellent speed and is a punishing tackler. Scored a touchdown on a blocked punt against Los Angeles. Was used some on kickoff returns. Has good toughness and could be outstanding with experience.



DICKEY



DRUNGO



EAGLIN

**COLLEGE**—All-Lone Star Conference cornerback at S. F. Austin. Averaged 26.1 yards on kickoff returns. Also played running back in college.

**PERSONAL**—Born in Raywood, Texas. Attended Hull-Daisetta High School in Hull-Daisetta, Texas. Married and wife's name is Evelyn.

**FANUCCI, Mike**      Arizona State      Born: 9-25-49  
Defensive End      Hgt: 6-4 Wgt: 239      3rd Year (Tr-73)

**PRO**—One of five players who came from Washington in '73 in exchange for safety Ken Houston. Did excellent job on special team and showed good potential when used at defensive end. Was a 9th round draft choice of Washington in '71. Has good quickness and speed. Spent '71 season on Washington taxi squad and was a backup end in '72. A hard worker who could begin to come into his own in '74.

**COLLEGE**—All-Conference as a senior at Arizona State. Played in Peach Bowl in '70 and Senior Bowl in '71. Has B.A. degree in elementary education.

**PERSONAL**—Born in Scranton, Pa. Lives in Tempe, Arizona in off-season and teaches school. Wife's name is Kathy Anne.

**FARR, Mel**      U.C.L.A.      Born: 11-3-44  
Running Back      Hgt: 6-2 Wgt: 208      8th Year (Tr-74)

**PRO**—Came to Oilers in trade in '74 from Detroit Lions. One of the premier running backs in the NFL who has gained 3,072 yards on 739 carries in seven seasons for a nifty 4.1 average and 26 TD's. Has been hampered by nagging injuries during career. Was Detroit's number one draft choice in 1967. Also an excellent pass receiver, having caught 146 passes for 1,374 yards and 10 TD's to give him a total yardage of 4,446 yards. Has excellent speed and is a fine outside threat but can run inside with authority. A good blocker and has good hands. Was the second leading rusher in Detroit history. Was NFL Rookie of the Year in '67. Biggest pro day was against Minnesota in '69 (Nov. 12) when he rushed for 197 yards. Named to Pro Bowl in '68 and '71. Most Valuable Detroit offensive player in '67-68.

**COLLEGE**—Was brilliant All-America running back at U.C.L.A. and holds several school records.

**PERSONAL**—Born in Beaumont, Texas. Brother of former Oiler cornerback Miller Farr and cousin of ex-Oiler receiver Jerry LeVias. Lives in Detroit in off-season. Married.



FANUCCI



FARR



FREELON

## CAREER STATISTICS

### RUSHING

Year	No	Yards	Avg.	LG	TD
1967 (Det)	206	860	4.2	57	3
1968 (Det)	128	597	4.7	46	3
1969 (Det)	58	245	4.2	52	4
1970 (Det)	166	717	4.3	36	9
1971 (Det)	22	64	2.9	14	0
1972 (Det)	62	216	3.5	22	3
1973 (Det)	97	373	3.8	32	4
<b>TOTALS</b>	<b>739</b>	<b>3072</b>	<b>4.1</b>	<b>57</b>	<b>26</b>

### RECEIVING

Year	No	Yards	Avg.	TD	LG
1967 (Det)	39	317	8.1	3	31
1968 (Det)	24	375	15.6	4	86t
1969 (Det)	13	94	7.2	0	24
1970 (Det)	29	213	7.3	2	23
1971 (Det)	5	60	12.0	1	39
1972 (Det)	10	132	13.2	0	42
1973 (Det)	26	183	7.0	0	27
<b>TOTALS</b>	<b>146</b>	<b>1374</b>	<b>9.4</b>	<b>10</b>	<b>86t</b>

**FREELON, Solomon**  
Offensive Guard

Grambling  
Hgt: 6-2 Wgt: 249

Born: 2-19-51  
3rd Year (D3B-72)

**PRO**—Has been starter off and on during past two seasons. Has shown consistent improvement over past two seasons. Has good strength, quickness and is hard worker. Was hampered with nagging minor injuries in '73. Should begin to show the consistency needed to become top-flight guard in NFL in '74.

**COLLEGE**—Two-time All-Southwestern Athletic Conference guard at Grambling. Named to AP Little All-American team in '71.

**PERSONAL**—Born in Monroe, La. Lives in Houston in off-season. Single.

**FUNCHESS, Tom**  
Offensive Tackle

Jackson State  
Hgt: 6-5 Wgt: 270

Born: 9-12-44  
7th Year (Tr-71)

**PRO**—Had a so-so year in '73 after being Oilers top offensive lineman in '72. Was moved from guard to tackle in '72. Came to Oilers in '71 in trade with New England for defensive tackle Dave Rowe. Was a 2nd round draft choice by Boston in '68. Was a starting guard for Boston for three seasons. Has excellent size, speed and needs to regain consistency displayed in '72 to be among better offensive tackles in NFL.

**COLLEGE**—All-Conference at Jackson State.

**PERSONAL**—Native of Crystal Springs, Miss. Played high school ball at Crystal Springs. Has his pilot's license. Lives in Houston in off-season. Tom and his wife Ruby have no children. Nickname: "Moose"

**GOODMAN, Brian** U.C.L.A. Born: 12-7-49  
**Offensive Guard** Hgt: 6-2 Wgt: 250 2nd Year (FA-73)

**PRO**—Finished strong in '73 after joining the Oilers for last three games after signing as a free agent. Went to camp with Los Angeles Rams in '73 but was cut. Originally signed as a free agent in '72 by Dallas but cut in pre-season. Displayed great learning capacity, was hard worker and started final three games for Oilers. Should move right in as starter in '74. Has fine speed, quickness and strength.

**COLLEGE**—Played final two seasons at U.C.L.A. after being All-Metro Conference lineman at Los Angeles Valley College.

**PERSONAL**—Born in Los Angeles, Calif. Went to high school at Hollywood High in Los Angeles. Lives in Los Angeles in off-season. Single.

**GRESHAM, Bob** West Virginia Born: 7-9-48  
**Running Back** Hgt: 5-11 Wgt: 195 4th Year (Tr-73)

**PRO**—Came to Oilers in '73 in trade with New Orleans. Got off to fast start when he rushed for 153 yards in pre-season win over Baltimore. Finished as 2nd leading rusher behind Fred Willis with 400 yards on 104 carries for a 3.8 average and two TD's. Sixth in the AFC in kickoff returns with 27 for 723 yards and a 26.8 average including the NFL's longest return of the year—103 yards for a TD against Cincinnati on the game's opening kickoff on Sept. 23. Has excellent balance and speed and also had Oilers' longest run from scrimmage—52 yards—in '74. Also a good pass receiver. Was originally drafted in the 8th round by New Orleans in '71 and gained 764 yards in two seasons with the Saints. A hustling battler who scraps for every yard available.

**COLLEGE**—Rushed for 2,181 yards during career at West Virginia after gaining 1,500 in high school. Averaged 6.2 yards per carry as a senior.

**PERSONAL**—Born in Porter, Alabama. Attended Big Creek High School in Big Creek, West Virginia. Lives in Houston in off-season. Married and wife's name is Joyce. Has one son, Robbie, 3.

### CAREER STATISTICS

#### RUSHING

Year	No	Yards	Avg.	TD	LG
1971 (N.O.)	127	383	3.0	6	18
1972 (N.O.)	120	381	3.2	3	23
1973 (Hou)	104	400	3.8	2	52
<b>TOTALS</b>	<b>351</b>	<b>1164</b>	<b>3.3</b>	<b>11</b>	<b>52</b>

#### RECEIVING

Year	No	Yards	Avg.	TD	LG
1971 (N.O.)	17	203	11.9	0	37
1972 (N.O.)	29	192	6.6	0	54
1973 (Hou)	28	244	8.7	1	62t
<b>TOTALS</b>	<b>74</b>	<b>639</b>	<b>8.6</b>	<b>1</b>	<b>62</b>

#### KICKOFF RETURNS

Year	No	Yards	Avg.	TD	LG
1971 (N.O.)	0	0	0.0	0	0
1972 (N.O.)	0	0	0.0	0	0
1973 (Hou)	27	723	26.8	1	103t
<b>TOTALS</b>	<b>27</b>	<b>723</b>	<b>26.8</b>	<b>1</b>	<b>103t</b>



FUNCHESS



GOODMAN



GRESHAM

**GUIDRY, Paul**  
Linebacker

McNeese State      Born: 1-14-44  
Hgt: 6-3 Wgt: 227      9th Year (Tr-73)

**PRO**—Hampered most of '73 season while recovering from back operation during training camp after joining Oilers in trade with Buffalo for defensive end Allen Aldridge. Was a starting linebacker at Buffalo from 1970-72 and has been a very consistent performer during career. Has good speed and covers well on passes. Should be back at full speed for the '74 season and his vast experience should bolster linebacking corps.

**COLLEGE**—Attended LSU but transferred to McNeese State where he played tight end most of his career. All-Gulf States Conference in '64 and '65. BA degree in Health and Physical Education.

**PERSONAL**—Born in Breaux Bridge, La. and lives in Snyder, New York in off-season where he is salesman. Paul and his wife Mary, have two daughters, Jamie and Michelle.

**HAYMOND, Alvin** Southern Univ.      Born: 8-31-42  
Return Specialist      Hgt: 5-11 Wgt: 192      11th Year (Tr-73)

**PRO**—Came to Oilers in '73 from Washington for draft choice. Played in only six games due to nagging leg injury. One of the top return specialists in the NFL and holder of several league marks during his 10-year career. Has played with four different teams before joining Oilers. Led the NFL in punt returns in '65 and '66 with Baltimore and with Los Angeles in '69. Needs only six punt returns for 61 yards to surpass Emlen Tunnell (258 for 2,209 yards) to become the NFL's all-time punt returner. In '69, Haymond returned punts for 435 yards, a figure which surpasses any team total in the NFL. Has also played defensive safety during career and has intercepted 10 passes for 178 yards and two TD's.




GUIDRY



HAYMOND



HINTON



HUNT

**COLLEGE**—A defensive back and return specialist at Southern where he ran 9.8 in 100-yard dash.

**PERSONAL**—Born in New Orleans, La. and played high school ball at Landry High in New Orleans. Lives in Los Angeles in off-season. Wife's name is Shirley.

**CAREER STATISTICS**

**PUNT RETURNS**

Year	No	Yards	Avg.	TD	LG
1964 (Balt)	1	6	6.0	0	6
1965 (Balt)	*41	*403	9.8	0	
1966 (Balt)	*40	*347	8.7	0	
1967 (Balt)	26	155	6.0	0	
1968 (Phily)	15	201	13.4	1	
1969 (L.A.)	*33	*435	*13.2	0	
1970 (L.A.)	#53	370	7.1	0	
1971 (L.A.)	24	123	5.1	0	
1972 (Wash)	6	1	0.2	0	
1973 (Hou)	14	101	7.2	0	44
<b>TOTALS</b>	<b>253</b>	<b>2148</b>	<b>8.4</b>	<b>1</b>	

**KICKOFF RETURNS**

Year	No	Yards	Avg.	TD	LG
1964 (Balt)	1	1	0.0	0	0
1965 (Balt)	20	614	30.7	0	
1966 (Balt)	10	223	22.3	0	
1967 (Balt)	13	326	25.1	0	
1968 (Phily)	28	677	24.2	1	
1969 (L.A.)	16	375	23.4	0	
1970 (L.A.)	35	*1022	29.2	1	
1971 (L.A.)	9	207	23.0	0	
1972 (Wash)	10	291	29.1	0	41
1973 (Hou)	28	703	25.1	0	47
<b>TOTALS</b>	<b>170</b>	<b>4438</b>	<b>26.1</b>	<b>2</b>	

\*—Led the NFL.

#—NFL Record

**HINTON, Eddie** Oklahoma Born: 6-26-47  
Wide Receiver Hgt: 6-0 Wgt: 200 6th Year (Wav-73)

**PRO**—Claimed off waivers by Oilers in '73 and promises to make receiver corps even stronger. Was Baltimore's number one draft choice in '69. Played in 11 games for Oilers in '73 but was hampered by nagging injuries. Caught 13 passes for 202 yards and one TD—a nifty 34-yarder against Cleveland despite the fact that he had to run the final 20 yards to get ball with a pulled muscle. Promises to be a strong contender for starting berth in '74. Had best season in pros in '70 when Baltimore went to Super Bowl with 46 catches for 733 yards and five TD's, good for second place in AFC. Biggest game of career was against Kansas City in '70 when he grabbed 11 passes for 190 yards. Has excellent hands, good speed and good moves. Will catch in a crowd.

**COLLEGE**—Set Big-Eight record with 60 catches for 967 yards and six TD's as a senior at Oklahoma despite broken hand.

**PERSONAL**—Born in Lawton, Oklahoma. Went to high school in Lawton. Lives in Houston in off-season and works for insurance company as well as doing public relations work for Oilers. Eddie and his wife Marcia have one son—Barton. Active in work with retarded children.

### CAREER STATISTICS

#### RECEIVING

Year	No	Yards	Avg.	TD	LG
1969 (Balt)	13	269	20.7	1	46
1970 (Balt)	46	733	15.9	5	40
1971 (Balt)	25	436	17.4	2	33
1972 (Balt)	11	146	13.2	1	63
1973 (Hou)	13	202	15.5	1	34t
<b>TOTALS</b>	<b>108</b>	<b>1786</b>	<b>16.4</b>	<b>10</b>	<b>63</b>

**HUNT, Kevin**      **Doane (Neb)**      **Born: 11-29-48**  
**Offensive Tackle**    **Hgt: 6-5 Wgt: 260**    **3rd Year (Wav-73)**

**PRO**—Claimed off waivers from Green Bay in '73 and played in four games for Oilers. Originally drafted in 10th round in '70 by Packers. Has excellent potential. Was primarily a defensive tackle in college but has been used entirely on offense during pro career. Can become good solid tackle with experience. Also drafted by Minnesota Twins baseball team in '70. Started against Dallas for Green Bay in '72. Active five games in '72. Has good size, speed and strength.

**COLLEGE**—Outstanding defensive tackle and baseball player in college at Doane, Neb. Was also a kicking specialist in college.

**PERSONAL**—Born in Farmington, Mass.





JOHNSON



JOLLEY



JONES

**JOHNSON, Al** Cincinnati Born: 6-17-50  
Safety-Running Back Hgt: 6-0 Wgt: 200 3rd Year (FA-72)

**PRO**—Active for only five games in '73 and used mainly on special teams. First two years spent as a backup running back but was given a shot at defensive safety in '73. Has good toughness and quickness. Excellent athlete and works hard. During career, has rushed 11 times for 13 yards, caught six passes for 24 yards, returned 2 punts for zero yards and returned seven kickoffs for 154 yards. Originally signed as a free agent in '72.

**COLLEGE**—Outstanding quarterback at Cincinnati. Rushed for over 1,700 yards and 16 TD's as running quarterback.

**PERSONAL**—Native of Baltimore, Maryland. Lives in Houston in off-season. Single.

**JOLLEY, Lewis** North Carolina Born: 11-15-49  
Running Back Hgt: 6-0 Wgt: 210 3rd Year (D3A-72)

**PRO**—Hampered by nagging leg injury in '73 but still active for ten games. Used mainly on special teams but has performed well when used as running back. Spent half of '72 season on taxi squad. Used some at tight end in '72. A tough, determined runner with good speed and quickness. A good blocker and pass receiver. Should be ready to challenge in '74 for more playing time as running back.

**COLLEGE**—Three-year starter at North Carolina. Led team in rushing as senior with 712 yards and a 6.1 average. Career rushing of 1,137 yards on 198 carries and a 5.7 average. Caught 52 passes for 868 yards and 10 TD's.

**PERSONAL**—Born in Forest City, North Carolina. Went to East Rutherford High in Forest City. Lives in Forest City in off-season. Wife's name is Lavonne.

**CAREER STATISTICS**

**RUSHING**

Year	No	Yards	Avg.	TD	LG
1972					
1973	7	6	0.9	0	3

**RECEIVING**

Year	No	Yards	Avg.	TD	LG
1972					
1973	3	56	18.0	0	48

**KICKOFF RETURNS**

Year	No	Yards	Avg.	TD	LG
1972	11	267	24.3	0	43
1973	2	41	20.5	0	21
<b>TOTALS</b>	<b>13</b>	<b>308</b>	<b>23.7</b>	<b>0</b>	<b>43</b>

**JONES, Harris**      **J. C. Smith**      **Born: 10-3-45**  
**Offensive Guard**    **Hgt: 6-4 Wgt: 260**    **3rd Year (Wav-73)**

**PRO**—Claimed off waivers from San Diego in '73 and started five games before being lost for season with broken arm. Showed outstanding potential and should develop into fine offensive guard in '74. Could also play tackle if needed. Has excellent speed, size and determination. Signed originally as a free agent by San Diego in '70. Played in 12 games for Chargers in '71, mostly on special teams. Missed '72 season with shoulder injury.

**COLLEGE**—Outstanding player at J. C. Smith. Also played three years and was All-Army in Germany as a defensive end.

**PERSONAL**—Born in Lake City, S.C. Lives in Lake City, S.C. in off-season. Married and wife's name is Linda.

**KINER, Steve**      **Tennessee**      **Born: 6-12-47**  
**Linebacker**      **Hgt: 6-1 Wgt: 220**    **4th Year (Tr-74)**

**PRO**—Acquired by Oilers during '74 draft from New England for 9th round draft choice. Originally drafted by Dallas in 3rd round in '70 draft. Played for Dallas as a rookie and was in Cowboys' Super Bowl game in '71. Traded to New England for a draft choice in July of '71. Spent '72 season on Washington taxi squad after joining Redskins as a free agent Sept. '72. Went back to New England in '73 but did not play regularly. Has intercepted five passes during career for 53 yards including one for 28 against Oilers as a rookie in '70 while with Cowboys. Has excellent speed, is a tremendous competitor and one of the hardest hitters in pro football. Should give real stability and experience to Oiler linebacking corps. Has all the tools to be one of the outstanding linebackers in the game.

**COLLEGE**—A two-time All-American at Tennessee. Named Sophomore of the Year in the Southeastern Conference. Once made 12 unassisted tackles and two interceptions in a game while playing with a broken wrist. Called by Alabama Coach Bear Bryant the best linebacker in the SEC since Lee Roy Jordan.

**PERSONAL**—Born in Sandstone, Minnesota. Lives in Tampa, Florida in off-season. Played high school ball at Tampa. Single.

**LOU, Ron**      **Arizona State**      **Born: 7-24-51**  
**Center**      **Hgt: 6-2 Wgt: 235**    **2nd Year (D14-73)**

**PRO**—Took over as starting center when Bill Curry got hurt in '73 and was starter until knee injury during ninth game. Has excellent potential and will be a strong contender for starting spot in '74. Excellent long snapper and was developing rapidly as a solid pass protection blocker.

**COLLEGE**—All-Conference center at Arizona State.

**PERSONAL**—Born in Montebello, Calif. Played high school ball at Montebello High. Played center, linebacker and defensive tackle in high school. Single.

**MATUSZAK, John** Tampa Born: 12-24-50  
**Defensive Tackle** Hgt: 6-8 Wgt: 290 2nd Year (D1-73)

**PRO**—Became an instant starter in rookie year in '73 and was named to several All-Rookie teams. Has tremendous potential. Was pro football's number one draft choice in '73. Has all the qualifications to become one of the super defensive tackles in pro football with experience. His speed (4.8 in the 40) and quickness rank with the best. Has outstanding strength and needs only to develop consistency to rank with the best. Excellent against run and improving on pass rush.

**COLLEGE**—All-American at Tampa as a senior. Played as a freshman at Missouri and was starting tight end at Missouri as a soph before transferring to Tampa. Outstanding Defensive Player in '73 American Bowl game. Also played in College All-Star game against Miami.

**PERSONAL**—Born in Oak Creek, Wisconsin. Lives in Tampa, Fla. in off-season. Played high school ball in Oak Creek. Single.

**MAXWELL, Tommy** Texas A&M Born: 9-28-47  
**Safety** Hgt: 6-2 Wgt: 195 6th Year (FA-74)

**PRO**—Signed as a free agent in '74 by the Oilers after playing out his option with Oakland. A native Houstonian, who as a youngster played on Baby Oiler team sponsored by Oilers' Owner Bud Adams. Was a 2nd round draft choice of Baltimore Colts in '69 and was a starter last half of '69 and all of '70 for Colts. Played on Baltimore's Super Bowl championship team in '71. Traded to Oakland after '71 season. Has excellent speed and will likely be used at safety by Oilers. Should give Oiler secondary added experience and stability.

**COLLEGE**—All-American safety at Texas A&M as a senior after being two-way performer during undergraduate days. All-Southwest Conference in 1966-67. Caught 23 passes for 445 yards and four TD's. Played in Senior Bowl and '69 College All-Star game against New York Jets. Graduated with business management degree.

**PERSONAL**—Born in Houston, Texas. Played high school ball at Jesse Jones High in Houston. Lives in Bryan, Texas in off-season and sells real estate. Married.

### CAREER STATISTICS

#### INTERCEPTIONS

Year	No	Yards	Avg.	TD	LG
1969 (Balt)	3	37	12.3	0	22
1970 (Balt)	0	9*	0.0	0	9
1971 (Oak)	0	0	0.0	0	0
1972 (Oak)	0	0	0.0	0	0
1973 (Oak)	0	0	0.0	0	0
<b>TOTALS</b>	<b>3</b>	<b>46</b>	<b>15.3</b>	<b>0</b>	<b>22</b>

#### PUNT RETURNS

Year	No	Yards	Avg.	TD	LG
1971 (Oak)	6	21	3.5	0	10
1972 (Oak)	2	12	6.0	0	9
1973 (Oak)	4	8	2.0	0	9
<b>TOTALS</b>	<b>12</b>	<b>41</b>	<b>3.4</b>	<b>0</b>	<b>10</b>

#### KICKOFF RETURNS

Year	No	Yards	Avg.	TD	LG
1972 (Oak)	1	26	26.0	0	26

\*— Lateral yardage



KINER



LOU



MATUSZAK

**MAYO, Ron**  
Tight End

**Morgan State**  
Hgt: 6-3 Wgt: 223

**Born: 10-11-50**  
2nd Year (D6-73)

**PRO**—Used mainly on special team in '73 as a rookie but showed great promise. Should be ready to challenge for top spot in '74. Has good hands, moves and improved tremendously on blocking as a rookie. Has the speed to play outside if needed. Needs only experience to be outstanding.

**COLLEGE**—Played behind Ray Chester as a soph and was 2nd team All-American as a senior. Caught 40 passes for 636 yards during junior and soph years but hampered by nagging injuries as a senior. Also a place kicker, hitting 45 of 60 during career.

**PERSONAL**—Born in Washington, D.C. Played high school ball at Spingarn High in Washington, D.C. Lives in Washington, D.C. in off-season. Single.

**MILLER, Ralph**  
Offensive Guard

**California**  
Lutheran  
Hgt: 6-3 Wgt: 260

**Born: 8-13-48**  
3rd Year (FA-72)

**PRO**—Was able to play only one game in '73 due to leg injury. Has excellent potential but has been hampered by nagging injuries. Signed in '72 as a free agent and spent most of the season on the cab squad. Started several games at the end of '72 season. Originally signed as a free agent by San Diego in '71.

**COLLEGE**—Fine tight end at Calif-Lutheran after first enrolling at Alabama State.

**PERSONAL**—Born in Hartford, Alabama and lives in Encino, Calif. in off-season. Wife's name is Nancy.

**MOORE, Zeke**

**Lincoln University**  
Cornerback-Safety Hgt: 6-3 Wgt: 195

**Born: 12-2-43**  
8th Year (D5-67)

**PRO:** Played pretty good ball in '73 after injury-plagued '72 season. Was a starter most of season at cornerback but also played some at safety. Has been solid cornerback since joining Oilers in '67 and was a starter from '69 through '72. Has excellent speed and is tough tackler. Named to AFC Pro Bowl squad in '71 and '72. Started at right corner in '69 and '70 but moved to the left side in '71. Played in '70 AFL All-Star game. Also good punt and kickoff return man. Gives solid experience to Oiler secondary.

**COLLEGE**—All-Conference performer at Lincoln. Also excellent basketball player.

**PERSONAL**—Native of Tuskegee, Ala. Played high school ball at Tuskegee Institute. Lives in Houston in off-season and works in Operation Pull program. Zeke and his wife Shirley have two children.



MAXWELL



MAYO



MILLER

### CAREER STATISTICS

#### INTERCEPTIONS

Year	No	Yards	Avg.	TD	LG
1967	0	0	0.0	0	9
1968	0	0	0.0	0	0
1969	4	71	17.8	1	51t
1970	6	85	14.2	0	32
1971	3	29	9.7	0	26
1972	0	0	0.0	0	0
1973	0	0	0.0	0	0
<b>TOTALS</b>	<b>13</b>	<b>185</b>	<b>14.2</b>	<b>1</b>	<b>51t</b>

#### PUNT RETURNS

Year	No	Yards	Avg.	TD	LG
1967	5	82	16.4	0	46
1968	1	11	11.0	0	11
1972	7	15	2.1	0	19
<b>TOTALS</b>	<b>13</b>	<b>108</b>	<b>8.3</b>	<b>0</b>	<b>46</b>

#### KICKOFF RETURNS

Year	No	Yards	Avg.	TD	LG
1967	14	405	28.9	1	92t
1968	32	787	24.6	0	45
1970	7	190	27.1	0	45
1971	10	214	21.4	0	28
1972	1	22	22.0	0	22
<b>TOTALS</b>	<b>64</b>	<b>1618</b>	<b>25.3</b>	<b>1</b>	<b>92t</b>

**PARKS, Billy**  
Wide Receiver

Calif. State-  
Long Beach  
Hgt: 6-1 Wgt: 190

Born: 1-1-48  
4th Year (Tr-73)

**PRO**—Had finest season as a pro as far as catches are concerned with 43, two more than he caught in '71 with San Diego. Came to Oilers along with Tody Smith in trade with Dallas Cowboys. Has possibly the finest hands in pro football and is superb competitor. Has knack of making impossible catches and will get the ball in a crowd. Good speed and moves. Originally drafted in the 6th round by San Diego in '70 but left camp. Came back in '71 and had fine season. Was leading the NFL in catches with 41 until sidelined with fractured arm in in tenth game in '71. Traded to Dallas in '72 in Duane Thomas deal. Also good blocker for size.

**COLLEGE**—Had outstanding career at Cal State where he caught 79 passes as a junior and 68 as a senior. Sociology major.

**PERSONAL**—Born in Santa Monica, Calif. Lives in Santa Monica in off-season. Attended Culver City High School. Single.

### CAREER STATISTICS

#### RECEIVING

Year	No	Yards	Avg.	TD	LG
1970 (S.D.)	DID NOT PLAY				
1971 (S.D.)	41	609	14.9	4	56t
1972 (Dal)	18	298	16.6	1	38t
1973 (Hou)	43	581	13.5	1	66t
<b>TOTALS</b>	<b>102</b>	<b>1488</b>	<b>14.5</b>	<b>6</b>	<b>66t</b>

**PASTORINI, Dan** Santa Clara Born: 5-26-49  
 Quarterback Hgt: 6-2½ 4th Year (D1-71)  
 Wgt: 205

**PRO**—Continued to improve in third year in the pros in '73. Should begin to develop the consistency needed to become outstanding quarterback. Started ten games in '73 and also did the punting until forced to bypass kicking chores due to groin injury. Has all the tools to become super star with added experience and maturity. An excellent leader and fierce competitor. No stronger arm in pro football today. Has excellent size, strength and quickness. Had best completion percentage of career (154 of 290 for .31) but still bothered by interception problems, which should improve tremendously in '74. Basically a pocket passer, but can run if forced. Longest pass in '73 was 50-yards to Fred Willis.

**COLLEGE**—Finest quarterback to ever play at Santa Clara. 2nd team AP Little All-American. 1st team UPI Little All-Coast. Played in East-West Shrine and was MVP. Also named MVP in Senior Bowl and played in College All-Star game.

**PERSONAL**—Born in Sonora, Calif. Lives in Houston in off-season. Was outstanding high school baseball player and was drafted by New York Mets while in high school. Played high school at Bellarmine Prep in San Jose, Calif. and was named MVP in Calif. High School All-Star game. Married actress June Wilkinson in May '73.

### CAREER STATISTICS

#### PASSING

Year	Att	Comp	Pct. Comp	Yards	TD	Pct. TD	LG	Int	Pct. Int.	Avg. Gain
1971	270	127	.470	1702	7	2.6	62t	21	7.8	6.3
1972	299	144	.482	1711	7	2.3	82t	12	4.0	5.7
1973	290	154	.531	1482	5	1.7	50	17	5.9	5.1
<b>Totals</b>	<b>859</b>	<b>425</b>	<b>.494</b>	<b>4895</b>	<b>19</b>	<b>2.2</b>	<b>82t</b>	<b>50</b>	<b>5.8</b>	<b>5.7</b>

#### RUSHING

Year	No	Yards	Avg.	TD	LG
1971	26	140	5.4	3	27
1972	38	205	5.4	2	17
1973	31	102	3.3	0	17
<b>TOTALS</b>	<b>95</b>	<b>447</b>	<b>4.7</b>	<b>5</b>	<b>27</b>

#### PUNTING


Year	No	Yards	Avg.	TD	LG
1971	75	3044	40.6	1	62
1972	82	3381	41.2	1	63
1973	27	1087	40.3	0	59
<b>TOTALS</b>	<b>184</b>	<b>7512</b>	<b>40.8</b>	<b>2</b>	<b>63</b>



MOORE



PARKS



PASTORINI

**ROBERTS, Guy** Maryland Born: 6-12-50  
Linebacker Hgt: 6-1 Wgt: 218 3rd Year (D8-72)

**PRO**—Moved in as a starter in '73 and did good job. His four interceptions tied club record for interceptions by a linebacker in a season. Has outstanding speed and quickness. Came off taxi squad in '72 and did good job. Excellent on special teams. A dedicated worker and tough competitor. Lacks the real size but is a real hitter. Intercepted four passes for 55 yards to lead club in '73.

**COLLEGE**—All-Conference performer at Maryland. Played defensive end until senior year and moved to middle linebacker. Played in Senior Bowl and All-American games.

**PERSONAL**—Born in North Babylon, New York. Played high school ball at North Babylon. Lives in Potomac, Maryland in off-season. Single.

**RODGERS, Willie** Kentucky State Born: 2-8-49  
Running Back Hgt: 6-0 Wgt: 205 3rd Year (D12-72)

**PRO**—Pre-season knee injury knocked him out of '73 season. Should be back at full strength in '74. Could give real boost to running back corps. Has the size, speed and power to help at both running back and fullback. Improved as a blocker and pass receiver. Could help in '74.

**COLLEGE**—All-Conference performer at Kentucky State.

**PERSONAL**—Native of Suffolk, Va. Played high school ball at John F. Kennedy High in Suffolk. Lives in Houston in off-season. Wife's name is Carolyn.

**CAREER STATISTICS**

**RUSHING**

Year	No	Yards	Avg.	TD	LG
1972	71	204	2.9	2	14

**RECEIVING**

Year	No	Yards	Avg.	TD	LG
1972	6	61	10.2	0	15

**KICKOFF RETURNS**

Year	No	Yards	Avg.	TD	LG
1972	17	335	19.7	0	32



**SAMPSON, Greg Stanford** Born: 10-25-50  
Offensive Tackle Hgt: 6-6 Wgt: 260 3rd Year (D1-72)

**PRO**—First round draft choice in '72 who will be moved to offensive tackle in '74 to take full advantage of his great athletic ability. Played well as a back-up defensive tackle in '73. Also worked some in practice at offensive tackle in '73 but never played in game. Still young with tremendous potential. Has all the tools to become all-pro offensive lineman. Outstanding speed for a big man with good strength and quickness.

**COLLEGE**—Starter on Stanford's '71 and '72 Rose Bowl championship teams. All-Coast.

**PERSONAL**—Born in Long Beach, Calif. Played high school ball at Bellflower High in Calif. Lives in Carson, Calif. in off season. Single.

**SAUL, Ron** Michigan State Born: 2-5-48  
Offensive Guard Hgt: 6-2 Wgt: 255 5th Year (D5A-70)

**PRO**—Was a starting guard in '73 but injured after only three games and missed rest of season. Has been riddled with injuries throughout career. Can be a solid guard if can avoid the injury bug. Good speed and determination. Needs to stay healthy to help.

**COLLEGE**—Three-year starter at Michigan State. All-American as a senior. Twin brother Rich was drafted by Los Angeles.

**PERSONAL**—Native of Butler, Pa. Teamed with brother Rich and former Notre Dame quarterback Terry Hanratty to lead Butler, Pa. High School to 26-1 record in three seasons. Lives in Butler, Pa. in off-season. Ron and his wife Donna have two children.

**SEVERSON, Jeff** Calif. State- Born: 9-16-49  
Safety Long Beach 3rd Year (Tr-73)  
Hgt: 6-0 Wgt: 187

**PRO**—Took over at strong safety in '73 and did excellent job. Tied with linebacker Guy Roberts for club lead in interceptions with four for 24 yards. Has a lot of savvy and should be even better in '74 after first full season of action. Is a fierce competitor, punishing tackler and fine leader. Came to Oilers in trade with Washington along with Jim Snowden, Mack Alston, Clifton McNeil and Mike Fanucci in '73 for Ken Houston. Was a 12th round draft choice in Washington in '71 and spent '71 season on Redskins taxi squad. Used mainly as a backup and special teams player by Redskins in '72. Also excellent punt returner, who had return of 74 yards against Los Angeles.

**COLLEGE**—Intercepted 23 passes during career at Cal State to set NCAA record. All-Conference and honorable mention All-American. Degree in physical education.

**PERSONAL**—Born in Fargo, N.D. Lives in Seal Beach, Calif. in off-season. Works as recreation leader in off-season. A country-western singer. Single.



ROBERTS



RODGERS



SAMPSON



SAUL



SEVERSON



S. SMITH

**SMITH, Sid**  
Offensive Center-  
Tackle

Southern  
California  
Hgt: 6-4 Wgt: 260

Born: 7-6-48  
5th Year (Wav-73)

**PRO**—Claimed off injured waivers from Kansas City in '73 and could move in as starting center for Oilers in '74. Was Kansas City's number one draft choice in '70. Has great size, quickness and determination. Intelligent leader and should be valuable key to Oiler offensive line. Could also play tackle if needed. Has fully recovered from knee operation in '73. Was used mainly as a backup lineman and on special teams with Kansas City.

**COLLEGE**—A two-year All-American at Southern California and played in two Rose Bowl games with Trojans.

**PERSONAL**—Born in Long Beach, Calif. Played high school at Long Beach Wilson High. Lives in Huntington Beach, Calif. in off-season. Married and wife's name is Cindy.

**SMITH, Tody**  
Defensive End

Southern  
California  
Hgt: 6-5 Wgt: 245

Born: 12-24-48  
4th Year (Tr-73)

**PRO**—Came on strong in '73 after a slow start. Came to Oilers along with wide receiver Billy Parks in trade with Dallas Cowboys. Has great potential to become outstanding defensive end with more consistency. Excellent pass rusher and solid against the running game. Should be ready to really come into his own in '74. Missed most of '72 with nagging illness after spending most of '71 season on Dallas taxi squad as a result of signing late. He was Dallas' number one draft choice in '71. Has all the tools to become outstanding. Brother of Oakland defensive end Bubba Smith.

**COLLEGE**—All-American at Southern California as a junior but hampered during senior season with ankle injury.

**PERSONAL**—Born in Beaumont, Texas. Lives in Marina Del Rey, Calif. in off-season. Single. Played high school football at Beaumont Charlton-Pollard for dad, W. R. Smith.

**THOMAS, Bill**      **Boston College**      **Born: 8-7-49**  
**Running Back**      **Hgt: 6-2 Wgt: 225**      **3rd Year (Wav-73)**

**PRO**—Claimed off waivers from Dallas in '73 and active for six games with Oilers. Was Dallas' number one draft choice in '72 but was sidelined most of rookie year with a shoulder injury. Used mainly on special teams by Cowboys. Showed good signs during time with Oilers and should battle for starting backfield spot in '74. Has good potential if he can shake the injury bug which has plagued him in both college and the pros. Good speed and size. Rushed 10 times for 39 yards in '73 with a 17-yard long run. Also caught one pass for four yards.

**COLLEGE**—Lettered in both football and track at Boston College. Rushed for 931 yards and a 4.5 average despite rash of injuries.

**PERSONAL**—Born in Ossining, New York. Went to high school in Peekskill, New York. Lives in Peekskill in off-season. Wife's name is Helen.

**WHITE, Jim**      **Colorado State**      **Born: 9-5-48**  
**Defensive End**      **Hgt: 6-4 Wgt: 255**      **2nd Year (FA-74)**

**PRO**—Signed by Oilers as a free agent in '74 after playing two seasons with New England. Originally drafted in the 3rd round by New England in '72 after playing two seasons as a starter in Canada at Vancouver. Excellent pass rusher with good speed and quickness.

**COLLEGE**—Had two standout years at Colorado State before leaving school to play in Canada. Also played some at tight end in college. Also attended Northeastern Junior College.

**PERSONAL**—Born in Chicago, Illinois. Played high school ball at Parker High in Chicago.



T. SMITH



THOMAS



J. WHITE



L. WHITE



WILLIS

**WHITE, Lee** Weber State Born: 5-9-46  
**Running Back** Hgt: 6-3 Wgt: 232 7th Year (Wav-74)

**PRO**—Veteran running back claimed by Oilers off waivers from San Diego in '74. Originally drafted number one by New York Jets in '68. Traded to Chargers in '72 by Los Angeles in part of Deacon Jones trade. Career has been marred by injuries. Has excellent size and speed and is strong blocker and inside runner. Could give Oilers a big boost at fullback.

**COLLEGE**—All-Big Sky Conference for two years at Weber State while rushing for 3,062 yards and 34 touchdowns. Also attended Arizona Western College.

**PERSONAL**—Born in Las Vegas, Nevada. Played high school ball at Las Vegas High. Lives in Las Vegas in off-season. Married and he and his wife, Deborah, have two children, Lesa 5, and Eeric, 4.

### CAREER STATISTICS

#### RUSHING

Year	No	Yards	Avg.	TD	LG
1968 (N.Y. Jets)	0	0	0.0	0	9
1969 (N.Y. Jets)	28	88	3.1	0	9
1970 (N.Y. Jets)	70	215	3.1	0	11
1971 (L.A.)	2	11	5.5	0	8
1972 (S.D.)	23	75	3.3	0	10
1973 (S.D.)	0	0	0.0	0	0
<b>TOTALS</b>	<b>123</b>	<b>389</b>	<b>3.0</b>	<b>0</b>	<b>11</b>

**WILLIS, Fred**      **Boston College**      **Born: 11-9-47**  
**Running Back**      **Hgt: 6-0 Wgt: 205**      **4th Year (Tr-72)**

**PRO**—Oilers leading rusher and receiver for the second straight year after coming to Houston in '72 along with Paul Robinson in trade for Charlie Joiner and Ron Pritchard, who went to Cincinnati. Willis also led the AFC in pass receiving in '73 with 57 catches for 371 yards. It was the first time that a running back had led the conference in receiving since Brooklyn's John Kelly did it in 1933 with 21 catches for 219 yards. Used at both halfback and fullback by the Oilers but better suited for halfback. Has excellent speed, is fine pass receiver and good blocker. Should really blossom in '74 into one of the premier running backs in AFC. Has great strength. Fourth round draft choice of Cincinnati in '71. Led Cincinnati in rushing as a rookie. Has thrown seven passes during career, completing two for 24 yards with one interception. Played seven games with Houston in '72.

**COLLEGE**—One of all-time greats at Boston College. Holds virtually every Boston College rushing record. All-East and All-New England. As a senior, gained 1,007 yards on 223 carries for a 4.5 average, and scored 11 TD's. Had career total of 2,107 yards in three seasons. Also caught 27 passes for 222 yards in '70 and scored 16 TD's as a senior. Had 30 career TD's at Boston College. Was also captain of both the football and hockey teams.

**PERSONAL**—Native of Natick, Mass. Played high school football at Kimball Union Academy in Meriden, N.H. Fred and his wife Laurinda have two sons. Lives in Houston in off-season.

### CAREER STATISTICS

#### RUSHING

Year	No	Yards	Avg.	TD	LG
1971 (Cincy)	139	590	4.3	7	36
1972					
(Cincy-Hou)	134	461	3.4	0	43
1973 (Hou)	171	579	3.4	4	25
<b>TOTALS</b>	<b>444</b>	<b>1630</b>	<b>3.6</b>	<b>11</b>	<b>43</b>

#### RECEIVING

Year	No	Yards	Avg.	TD	LG
1971 (Cincy)	23	223	9.3	0	29
1972					
(Cincy-Hou)	45	297	6.6	2	27
1973 (Hou)	*57	371	6.5	1	50
<b>TOTALS</b>	<b>125</b>	<b>891</b>	<b>7.1</b>	<b>3</b>	<b>50</b>

\*—led the AFC in receiving

# 1973 in numbers

## RESULTS AND ATTENDANCE

Houston	14	at	N. Y. Giants	34	(62,892)	(57,979)
Houston	10	at	Cincinnati	24	(55,876)	(51,823)
at Houston	7		Pittsburgh	36	(43,416)	(39,331)
at Houston	26		Los Angeles	31	(40,156)	(34,875)
at Houston	20		Denver	48	(38,414)	(32,801)
Houston	13	at	Cleveland	42	(69,500)	(61,146)
Houston	14	at	Chicago	35	(55,701)	(43,755)
Houston	31	at	Baltimore	27	(60,000)	(52,707)
at Houston	13		Cleveland	23	(42,649)	(37,280)
Houston	14	at	Kansas City	39	(78,000)	(68,444)
at Houston	0		New England	32	(35,237)	(27,344)
at Houston	6		Oakland	17	(36,630)	(25,801)
Houston	7	at	Pittsburgh	33	(50,000)	(38,004)
at Houston	24		Cincinnati	27	(33,592)	(21,955)

## TEAM STATISTICS

	Oilers	Opponent
<b>TOTAL FIRST DOWNS</b> .....	193	274
By Rushing .....	89	138
By Passing .....	93	114
By Penalty .....	11	22
Third-Down Efficiency 28.2% .....	53-188	87-191
<b>TOTAL NET YARDS</b> .....	3307	4647
Total Offensive Plays .....	840	909
Avg. Gain per Play .....	3.9	5.1
Avg. Gain per Game .....	236.2	331.9
<b>NET YARDS RUSHING</b> .....	1388	2410
Total Rushing Plays .....	386	576
Avg. Gain per Rush .....	3.6	4.2
Avg. Gain Rushing per Game.....	99.1	172.1
<b>NET YARDS PASSING</b> .....	1919	2237
Lost Attempting to Pass .....	43-451	27-229
Gross Yards Passing .....	2370	2466
Attempts/Completions .....	411-225	326-178
Percent Completed .....	.547	.546
Had Intercepted .....	27	17
Avg. Net Passing per Game .....	137.1	159.8
<b>PUNTS/AVERAGE</b> .....	85-38.8	62-39.6
<b>PUNT RETURNS/AVERAGE</b> .....	29-7.8	44-7.8
<b>KICKOFF RETURNS AVERAGE</b> .....	75-24.5	37-21.9
<b>MISC. RETURNS YARDS</b> .....	74	119
<b>INTERCEPTIONS/AVG. RET.</b> .....	17-17.5	27-13.2
<b>PENALTIES/YARDS</b> .....	95-899	88-811
<b>FUMBLES/BALL LOST</b> .....	43-25	29-11
<b>TOTAL POINTS</b> .....	199	447
Avg. Points per Game .....	14.2	31.9
Touchdowns .....	22	53
By Rushing .....	9	19
By Passing .....	11	26
By Returns .....	2	8
Field Goals .....	15-24	25-42
Conversions .....	22-22	52-53

## SCORE BY QUARTERS

	1	2	3	4	Total
<b>OILERS</b> .....	37	50	50	62	199
Opponents .....	87	138	101	121	447

## RUSHING

	Att.	Yds.	Avg.	LG	TD
<b>WILLIS</b> .....	171	579	3.4	25	4
<b>GRESHAM</b> .....	104	400	3.8	52	2
<b>ROBINSON</b> .....	34	151	4.4	22	2
<b>PASTORINI</b> .....	31	102	3.3	17	0
<b>AMUNDSON</b> .....	15	56	3.7	10	0
<b>THOMAS</b> .....	10	39	3.9	17	0
<b>BURROUGH</b> .....	5	38	7.6	34	1
<b>ALSTON</b> .....	1	13	13.0	13	0
<b>JOLLEY</b> .....	7	6	0.9	3	0
Others: .....	8	-7			
<b>OILERS TOTAL</b> .....	386	1388	3.6	52	9
Opp. Total .....	576	2410	4.2	53t	19

## PASSING

	Att.	Comp.	Yards	Pct.	Avg./Att.
Dan Pastorini ....	290	154	1482	.531	5.11
Lynn Dickey .....	120	71	888	.592	7.40
Fred Willis .....	1	0			
Oilers Total .....	411	225	2370	.547	5.77
Opp. Total .....	326	178	2466	.546	7.57

FIELD GOALS	1-19	20-29	30-39	40-49	50+
BUTLER	4-4	2-2	6-8	3-8	0-2
Opp. Total	5-5	5-8	6-11	8-14	0-3

RECEIVING	No.	Yds.	Avg.	LG	TD
WILLIS	57	371	6.5	50	1
BILLY PARKS	43	581	13.5	66t	1
BURROUGH	43	577	13.4	49t	2
GRESHAM	28	244	8.7	62t	1
ALSTON	19	195	10.3	39t	4
HINTON	13	202	15.5	34t	1
AMUNDSON	7	60	8.6	18	0
ROBINSON	7	46	6.6	19	0
JOLLEY	3	56	18.7	48	0
THOMAS	1	4	4.0	4	0
Others:	4	34	8.5	12	1
OILERS TOTAL	225	2370	10.5	66t	11
Opp. Total	178	2466	13.9	77t	26

PUNTING	No.	Yds.	Avg.	LG	Blk
BUTLER	36	1344	37.3	55	0
PASTORINI	27	1087	40.3	59	0
OILERS TOTAL	85	3299	38.8	61	0
Opp. Total	62	2457	39.6	72	2

INTERCEPTIONS	No.	Yds.	Avg.	LG	TD
ROBERTS	4	55	13.8	27	0
SEVERSON	4	24	6.0	19	0
ALEXANDER	3	3	1.0	3	0
BLAHAK	2	120	60.0	87	0
CHARLES	2	64	32.0	39	0
BINGHAM	2	22	11.0	18	0
Others:					
OILERS TOTAL	17	298	17.5	87	0
Opp. Total	27	357	13.2	86t	3

KICKOFF RETURNS	No.	Yds.	Avg.	LG	TD
GRESHAM	27	723	26.8	103t	1
HAYMOND	28	703	25.1	47	0
HINTON	8	141	17.6	30	0
FAGLIN	3	76	25.3	39	0
BLAHAK	2	41	20.5	23	0
JOLLEY	2	41	20.5	21	0
FANUCCI	3	40	13.3	14	0
Others:	3	34	11.3	17	0
OILERS TOTAL	75	1839	24.5	103t	1
Opp. Total	37	811	21.9	95t	1

PUNT RETURNS	No.	FC	Yds.	Avg.	LG	TD
SEVERSON	16	2	126	7.9	74	0
HAYMOND	13	6	101	7.2	44	0
Others:						
OILERS TOTAL	29	8	227	7.8	74	0
Opp. Total	44	16	343	7.8	46	0

SCORING	TDR	TDP	TDRt	FG	PAT	TP
Butler	X	X	X	15-24	21-21	66
Willis	4	1	X	X	X	30
Gresham	2	1	1	X	X	24
Alston	X	4	X	X	X	24
Burrough	1	2	X	X	X	18
Robinson	2	X	X	X	X	12
Dave Parks	X	1	X	X	X	6
Billy Parks	X	1	X	X	X	6
Hinton	X	1	X	X	X	6
Eaglin	X	X	1	X	X	6
Dickey	X	X	X	X	lr	1
Other TDs						
OILERS TOTAL	9	11	2	15-24	22-22	199
Opp. Total	19	26	8	25-42	52-53	447

ELVIN BETHEA GOT 17 OF THE TEAM'S 27 TOTAL QUARTERBACK SACKS

Butler	(0) (3lb,51x,38)	(0) (8,35,37,36)	(20,49)	(9,31)	(0) 47x,38)
	(36x,27,45x,46)	(0) (43b)	(51x,44,44x,16)	(0)	(18,43x)
Opponents	(44,11,48x,40x)	(27,39x,51x)	(37b,20,47,26)	(17,26x)	(32,12) (36x)
	(42x,37x)	(22,38x,50x,36)	(30,41x,22,45,47x)	(38)	(48,26x,51x,36,36)
	(9)	(49,31,20,45x,44x,42)	(11,40)		

TD	Pct. TD	LG	Int.	Pct. Int.	Lost Att.	Rating
5	1.7	50	17	5.9	30-313	48.7
6	5.0	66t	10	8.3	13-138	64.3
11	2.7	66t	27	6.6	43-451	
26	8.0	77t	17	5.2	27-229	

# The Astrodome

The Astrodome is more than a Stadium—it's a way of treating people. Sparkling like a rare jewel on a one-time Houston swamp, the Astrodome is the Taj Mahal of all stadia.

This colossal amphitheatre, built at a cost of \$38,000,000, is located seven miles from downtown Houston, and is served by a radius of roads making it easily the most accessible stadium in the world.

It's the first all-purpose, weather-free, combined sports stadium and convention hall and is etched 208 feet against the Texas sky. The Astrodome is tall enough to contain the 18-story Shamrock-Hilton Hotel in Houston, or the Atlantic City Convention Hall, or the San Francisco Cow Palace with room to spare.

The patrons of the Astrodome sit in almost regal splendor, in plush-type opera seats, protected overhead by a permanent translucent roof with 4,596 plastic skylights and in a temperature of 72 degrees controlled by 6,600 tons of air conditioning.

The Astrodome has 45,000 seats for baseball, 50,000 for football, 60,000 for conventions and 66,000 for boxing matches. The Astrodome attracts more than 4 million persons annually.

The Astrodome has the world's largest electrical scoreboard and features all pertinent sports information plus an electrical show that lasts over 40 seconds when the home team scores. The scoreboard is adaptable to all spectator sports and is 474 feet long and four stories high, and weighs 300 tons.

Built at a cost of \$2 million, the scoreboard has 50,000 electric light bulbs and is controlled by a 25-ft console board in the press box, operated by a staff of six technicians and a producer.

There is parking for 30,000 cars and eight traffic arteries radiate from the circular stadium in every direction.

The Astrodome is the nation's only stadium with lights continuously around the perimeter of the structure. There are 1906 standard floodlights of 1,500 watts each, mounted on a catwalk circling the inner rim of the dome, 145 feet above the playing field.

Restaurant facilities in the Astrodome surpass anything ever before incorporated in any stadium in the world. There are five separate restaurants, exclusive of the concession stands, capable of handling 3,280 persons at one sitting. Two of the five are private clubs and the other three are open to the general public. In addition there are 49 concession stands, clearly marked and evenly distributed on the six seating levels of the stadium.

## ASTRODOME SEATING BY LEVELS

Area	Capacity
Sky box (Blue level) .....	2,058
Club seats (Black level).....	789
Press level (Black) .....	429
Field Box (Red level).....	10,022
Mezzanine box (Orange level).....	10,655
Loge box (Purple level).....	4,912
Upper box (Yellow level).....	2,536
Upper reserved (Yellow level).....	9,205
Field reserved .....	510
Field reserved (Temporary seats).....	2,866
East end zone (Permanent stands).....	3,910
East end zone (Temporary seats).....	2,884



## a look at the '74 draft choices

**LEONARD FAIRLEY (R7) DB 5-11 192 Alcorn A&M**

A four-year letterman who was selected the outstanding defensive player in seven of Alcorn's ten games in '73. A two-time All-Conference performer and a tremendous hitter. Played mainly at strong safety during career but was used as a cornerback in '73. Has the speed and toughness to play either spot. Will likely be tried at safety by Oilers. Intercepted 12 passes for 206 yards during career.

**MIKE McCOY (R8) DB 5-11 175 Western Kentucky**

A versatile athlete who has the ability to play either cornerback or safety. Did an outstanding job in NCAA College Division Finals against Louisiana Tech's Roger Carr (Drafted in 1st round by Baltimore) by covering him man-for-man and not allowing him a catch. Has 4.6 speed. Set school record with nine interceptions in '73 for 139 yards and 1 TD. Was also credited with 33 tackles and 13 assists. Named to Kodak All-America team and twice selected All-Conference. During his career, he intercepted 16 passes for 250 yards and two TD's.

**STEVE TAYLOR (R11) C 6-4 224 Auburn**

A two-year starter for Auburn and an All-Conference in '73. Was a consistent blocker with good quickness and strength. Considered best center at Auburn since Forrest Blue, who is now All-Pro with San Francisco. Has been compared favorably to Blue during his collegiate career. Has the body structure to get bigger.

**RICKEY BROWN (R12) LB 6-2 232 Florida**

All-Conference performer in '73 after being second teamer in '72. Was considered one of the top defensive players in SEC. Has been a starter since soph year. Has good speed, quickness and is a tough hitter. Was an All-American fullback-linebacker in high school in Florida. Married.

**BILLY JOHNSON (R15) Ret Sp. 5-8 170 Widener College**

Established 12 All-time Middle Atlantic Conference records during his career and named Little All-America in '73. During his career he rushed for 2,946 yards on 332 carries for a nifty 8.8 average per carry. During his junior and senior years, he averaged 9.7 yards per carry on 258 carries for 2,518 yards. He scored a total of 45 TD's including a record 20 in '73. He was the MVP in the conference in '73 and during his career he gained 200 yards or more in six games. His best day was against Swarthmore in '73 when he gained 286 yards on 15 carries for a 19.7 average per carry. His total offense record for his career shows 3,737 yards and he scored touchdowns in 25 consecutive games. Johnson also shattered nine all-time NCAA records. A 9.5 sprinter, Johnson scored a touchdown every 7.7 times he touched the ball and had a 41.7 average distance on his touchdown runs.

**MATTHEW WILLIAMS (R16) RB 5-9 204 NE Louisiana**

Only played as a senior after transferring from Baylor where held the team in rushing as a soph with 711 yards.. Has 4.7 speed in the 40 with excellent power. Had a 5.4 average per carry in '73 with 690 yards on 127 attempts including a long run of 60 yards. Has good toughness and is fair pass receiver. Also used on kickoff returns and returned 24 for 542 yards and 22.6 average with a 48 yard long.

**BILL HEDGE (R17) T 6-4 252 NW Missouri State**

Had good career at Northwest Missouri. Has the tools to become good offensive lineman but needs experience. Has good speed and quickness. Could be either tackle or guard.

# 1974 oiler rookies

No	Name	Pos	Hgt	Wgt	College	Exp*
48	Anderson, George	WR	6-11	170	Southern University	R
72	Anderson, Walter	DE	6-3	240	Troy State	R
70	Armstrong, Bill	OG	6-2	245	Cheyney State	R
81	Augustine, Irby	LB	6-1	228	California-Berkley	R
75	Baldwin, Sidney	DE	6-3	260	Fort Valley State	1
34	Bartemeyer, Randall	DB	6-0	175	Upper Iowa	R
55	Bates, Russell	C	6-2	230	Louisiana Tech	R
35	Baxley, Melvin	DB	6-1	178	South Carolina	R
4	Beverly, David	Ki	6-2	180	Auburn	1
42	Bishop, Dexter	DB	5-10	175	Hudson Valley	R
6	Black, Timothy	Ki	5-11	190	Buena Vista College	R
86	Boswell, Vernon	LB	6-2	207	State Tech-Memphis	R
95	Brand, Greg	OG	6-2	240	Boston College	R
85	Broadnax, Jerry	TE	6-2	225	Southern University	1
66	Brown, James	LB	6-3	210	Morehouse	R
57	Browne, Rickey	LB	6-2	220	U. of Florida	R
85	Bullock, Freddie	LB	6-2	220	Manchester	R
92	Burford, Ray Lee	OT	6-3	255	Wichita State	R
24	Burkes, Willie	DB	6-0	190	Lincoln	R
84	Carbone, Joseph	LB	6-2½	228	Delaware	1
16	Carlin, Vidal	QB	6-2½	210	North Texas State	1
71	Carroll, Ronald	OG	6-2½	270	Sam Houston State	1
3	Clark, Leroy	Ki	5-11	202	Prairie View A&M	R
25	Coleman, Ronnie	RB	5-10	195	Alabama A&M	R
74	Coleman, Steven	OT	6-4	252	Delaware State	1
30	Cooper, Otis	RB	5-11	191	San Jose State	1
39	Craddock, Warren	RB	6-0	198	Howard University	R
88	Davis, Frank	TE	6-3	237	North Texas State	R
62	Davis, Marvin	LB	6-4	235	Southern University	R
65	Ellenbogen, Bill	OG	6-4	265	Virginia Tech	R
45	Fairley, Leonard	DB	6-0	196	Alcorn A&M	R
23	Felton, Robert	RB	5-9½	195	Mississippi College	R
78	Fisher, Ed	OG	6-4	240	Arizona State	R
86	Foldberg, Hank	TE	6-5½	235	Florida	R
11	Foote, James	QB	6-2	210	Delaware Valley	1
13	Frampton, Jack	QB	6-1	205	East Texas State	R
89	Garrett, Thurman	TE	6-3	225	Oklahoma State	R
31	Harris, Dornell	RB	5-10	183	Memphis State	R
45	Harris, Stephen	WR	5-10	175	Northwestern	R
90	Hedge, Bill	OT	6-5	265	Northwest Missouri St.	R
21	Hicks, Charles	RB	6-1	199	Southwestern State	1
26	Hill, Charles Leon	Ki	6-1	225	Mississippi Valley St.	R
87	Horton, Charles	DE	6-5	242	None	R
64	Jackson, Danny	LB	6-1	216	Texas Southern	R
28	Jackson, Nate	DB	5-7	160	Alabama A&M	R
29	Jackson, Willie	WR	6-1	200	Florida	1
9	Jennings, David	Ki	6-4	205	St. Lawrence	R
46	Johnson, Billy	Sp-WR	5-9	170	Widener	R
33	Johnson, Craig	RB	5-11	185	Iowa	R
41	Johnson, Willie Bob	DB	6-1	180	Nebraska-Omaha	R
18	Johnston, James	Ki	6-0	195	Texas A&I	R
20	Jones, Robert	DB	6-0	175	Virginia State	R
38	Kaier, Mike	DB	5-10	175	Adams State	R
97	Kirk, Ernie	OG	6-1	265	Howard Payne	R
61	Kleinhenz, Mike	LB	6-3	235	Cincinnati	R
5	Kliwer, Paul	Ki	6-2	195	Tabor College	R
83	Land, John	LB	6-2	240	Virginia	R
67	Lewis, Henry	OG	6-2	275	Iowa State	R
84	Lyman, Brad	WR	6-0	189	UCLA	1
51	Mantooth, Billy Joe	LB	6-1	234	West Virginia	1
76	Marsden, Ron	OT	6-5	250	Calif. St.-Fullerton	R
71	McCollum, James	DT	6-0	250	Kentucky	R
63	McConnell, Jerome	DE	6-4	239	Albany State	R
21	McCoy, Mike	DB	5-11	175	Western Kentucky	R
60	McGallion, Deryl	LB	6-0½	225	Houston	R
93	McGhee, Richard	OG	6-2	250	Howard University	R
54	Monahan, John	C	6-4	246	Brigham Young	1
41	Moore, Jim	WR	5-10	180	Texas	R
47	Moore, John	WR	6-1½	175	Prairie View A&M	R
94	Mullen, Tom	OG	6-1	237	Massachusetts	R
30	Newton, Ron					
	(Bahati Jaha)	DB	5-9	182	Hofstra	R
17	Orner, Lance	QB	6-0	180	Rocky Mt. College	R
59	Payne, Calvin	OG	6-2½	265	Oklahoma State	R
31	Perkins, Larry	DB				
49	Pettes, Steve	WR	5-11	161	Oklahoma State	R
56	Pierucki, David	C	6-2	248	Wheaton College	1
32	Rebsch, Dan	DB	6-0	183	Miami (Ohio)	R
16	Sanger, Richard	Ki	5-11	205	Nebraska	R
8	Seeman, Finn	Ki	6-0	180	None	1
58	Siewell, Ed	C	6-4	255	Slippery Rock	R
19	Sinnard, Greg	Ki	6-0	210	Azusa Pacific	R
39	Stemrick, Greg	DB	5-11	175	Colorado State	R
40	Stevens, James	DB	5-10	180	Chico State	R
53	Taylor, Steve	C	6-3½	235	Auburn	R
80	Thaw, Leonard	LB	6-2	230	Lafayette College	R
77	Thomas, Bernard	DT	6-5	260	Western Michigan	1
38	Thomas, Larry	RB	6-3	230	New Mexico Highlands	R
82	Wade, Donald	LB	6-2	225	Miami (Ohio)	R
69	Wash, Albert	DT	6-4½	254	Tennessee-Martin	R

### Rookies, Con't.

59	Washington, Ted	LB	6-1	250	Mississippi Valley St.	1
22	Wells, Terence	RB	5-11	195	Southern Miss.	R
42	Wharton, Victor	WR	6-1	165	Morehead State	R
96	Wheeler, Michael	OG	6-2	256	Cameron College	R
79	White, Kevin	OG	6-2	255	Texas	R
36	Whittington, Columbus	DB	6-1	200	Priarie View A&M	R
68	Wilkins, Richard	DT	6-2	265	Maryland State	R
27	Williams, Everett	WR	6-0	185	None	R
32	Williams, Matthew	RB	5-9	204	Northeast Louisiana	R
91	Williams, Steve	OT	6-4	257	Western Carolina	1
1	Zauner, Gary	Ki	6-0	190	Wisconsin-LaCrosse	1
	Gerard, Alton	RB	6-1	190	Oklahoma St	R
50	Newlands, Brian	LB	6-2	228	Southern Ill.	1

\* In determining classification of a true rookie, the NFL has these guidelines: The "R" is for a player who is in his first year ever at an NFL camp. Canadian and minor league pro football is not recognized by the NFL. A player who has been in an NFL camp before, but was not activated for enough games to qualify as a veteran, is designated by "1", therefore he is not a true rookie.

## PRE-SEASON GAMES (34-32-1)

Hou	1960 (2-3)	Opp	Hou	1966 (1-3)	Opp
10	Dallas	27	26	Oakland	17
13	Los Angeles	22	10	New York	16
42	Denver	3	16	Buffalo	28
30	New York	14	20	Kansas City	31
3	Dallas	24			
	<b>1961 (3-2)</b>		9	<b>1967 (0-4)</b>	
14	San Diego	27	7	Kansas City	24
35	Oakland	17	7	Oakland	24
28	San Diego	42	17	New York	13
30	New York	20		Dallas Cowboys	30
42	Denver	10		<b>1968 (4-1)</b>	
	<b>1962 (4-1)</b>		9	Washington Redskins	3
33	New York	27	28	New York Jets	14
33	Denver	17	24	New Orleans Saints	23
20	Boston	10	37	Buffalo Bills	7
14	Buffalo	21	19	Dallas Cowboys	33
34	Dallas	31		<b>1969 (3-2)</b>	
	<b>1963 (3-2)</b>		24	Buffalo Bills	7
10	Denver	27	29	Baltimore Colts	33
17	New York	0	19	Chicago Bears	17
21	Boston	20	11	Dallas Cowboys	14
3	San Diego	21	30	New Orleans Saints	14
23	Kansas City	17		<b>1970 (2-4)</b>	
	<b>1964 (1-4)</b>		13	Chicago Bears	23
38	Boston	7	10	New Orleans Saints	19
38	San Diego	44	7	Minnesota Vikings	14
20	Denver	32	37	Dallas Cowboys	21
20	Oakland	34	3	Los Angeles Rams	20
17	Kansas City	27	27	Philadelphia Eagles	7
	<b>1965 (5-0)</b>			<b>1971 (4-3)</b>	
21	New York	16	6	Los Angeles Rams	17
29	Buffalo	7	35	New York Giants	6
27	Boston	6	14	St. Louis Cardinals	16
25	Denver	3	21	Philadelphia Eagles	17
13	San Diego	1	20	Dallas Cowboys	28
			37	Chicago Bears	17
			24	New Orleans Saints	17
				<b>1972 (2-3-1)</b>	
				<b>1973 (2-4)</b>	
Hou	1972 (2-3-1)	Opp	Hou	1973 (2-4)	Opp
24	Dallas Cowboys	25	13	New York Jets	16
17	Chicago Bears	20	7	Chicago Bears	34
20	Green Bay Packers	3	14	Green Bay Packers	33
33	St. Louis Cardinals	24	27	Dallas Cowboys	24
14	Minnesota Vikings	26	20	Baltimore Colts	9
14	New Orleans Saints	14	10	New Orleans Saints	16

# 1974 oiler veterans

NO	NAME	POS	Hgt	Wgt	Pro Yr.	Birthdate	Birthplace	College	Games In '73
19	Alexander, Willie	CB	6-3	190	4	9/21/49	Montgomery, Ala.	Alcorn A&M	11
82	Alston, Mack	TE	6-3	235	5	4/27/47	Georgetown, S.C.	Maryland State	14
12	Amundson, George	RB	6-3	215	2	3/31/51	Pendleton, Ore.	Iowa State	9
48	Atkins, Bob	S	6-3	210	7	4/2/46	Atlanta, Ga.	Grambling	5
65	Bethea, Elvin	DE	6-2	255	7	3/1/46	Trenton, N.J.	North Carolina A&T	14
54	Bingham, Gregg	LB	6-1	230	2	3/13/51	Chicago, Ill.	Purdue	14
27	Blahak, Joe	S	5-9	181	2	8/29/50	Columbus, Neb.	Nebraska	12
00	Burrough, Ken	WR	6-3	210	5	6/14/48	Jacksonville, Fla.	Texas Southern	14
2	Butler, Skip	Ki	6-0	200	4	10/21/47	Gladewater, Tex.	Texas-Arlington	14
29	Carwell, Larry	S	6-1	181	8	8/5/44	Veda, Ga.	Iowa State	—
25	Charles, John	S	6-0	200	8	5/9/44	Newark, N.J.	Purdue	4
55	Cindrich, Ralph	LB	6-1	230	3	10/29/49	Avella, Pa.	Pittsburgh	13
76	Cowlings, Al	LB	6-5	255	5	6/16/47	San Francisco, Calif.	Southern California	14
49	Cunningham, Dick	LB	6-2	238	7	10/12/44	Boston, Mass.	Arkansas	1
50	Curry, Bill	C	6-2	235	10	10/21/42	Atlanta, Ga.	Georgia Tech	4
10	Dickey, Lynn	QB	6-3½	210	4	10/19/49	Oswatomie, Kans.	Kansas State	14
75	Drungo, Elbert	T	6-4	265	6	4/30/43	Columbus, Miss.	Tennessee State	14
26	Eaglin, Larry	S	6-3	193	2	8/27/48	Raywood, Tex.	S. F. Austin	11
67	Fanucci, Mike	DE	6-4	239	3	9/25/49	Scranton, Pa.	Arizona State	13
24	Farr, Mel	RB	6-2	210	8	11/3/44	Beaumont, Tex.	UCLA	11
69	Freelon, Solomon	G	6-2	249	3	2/19/51	Monroe, La.	Grambling	11
66	Funchess, Tom	T	6-5	270	7	9/12/44	Crystal Springs, Miss.	Jackson State	14
68	Goodman, Brian	G	6-2	250	2	12/7/49	Los Angeles, Calif.	UCLA	3
36	Gresham, Bob	RB	5-11	195	4	7/9/48	Porter, Ala.	West Virginia	13

## NUMERICAL ROSTER

00	Ken Burrough, WR
2	Skip Butler, Ki
7	Dan Pastorini, QB
10	Lynn Dickey, QB
12	George Amundson, RB
15	Al Johnson, RB
19	Willie Alexander, CB
20	Billy Parks, WR
22	Zeke Moore, CB
23	Alvin Haymond, Sp
24	Mel Farr, RB
25	John Charles, S
26	Larry Eaglin, CB
27	Joe Blahak, S
28	Bill Thomas, RB
29	Larry Carwell, S
34	Willie Rodgers, RB
35	Lee White, RB
36	Bob Gresham, RB
37	Jeff Severson, S
40	Lewis Jolley, RB
42	Tommy Maxwell, S
44	Fred Willis, RB
48	Bob Atkins, S

58	Guidry, Paul	LB	6-3	227	9	1/14/44	Breaux Bridge, La.	McNeese State	14	Dick Cunningham, LB
23	Haymond, Alvin	Sp	5-11	192	11	8/31/42	New Orleans, La.	Southern	6	Bill Curry, C
87	Hinton, Eddie	WR	6-0	200	6	6/26/47	Lawton, Okla.	Oklahoma	11	Ron Lou, C
72	Hunt, Kevin	T	6-5	260	3	11/29/48	Burlington, Vt.	Doane (Neb.)	4	Gregg Bingham, LB
15	Johnson, Al	RB	6-0	200	3	6/17/50	Baltimore, Md.	Cincinnati	5	Ralph Cindrich, LB
40	Jolley, Lewis	RB	6-0	208	3	11/15/49	Bostic, N.C.	North Carolina	10	Guy Roberts, LB
61	Jones, Harris	G	6-4	245	3	10/3/45	Lake City, S.C.	J. C. Smith	5	Paul Guidry, LB
50	Kiner, Steve	LB	6-1	220	4	6/12/47	Sandstone, Minn.	Tennessee	—	Steve Kiner, LB
51	Lou, Ron	C	6-2	235	2	7/24/51	Los Angeles, Calif.	Arizona State	9	Harris Jones, G
78	Matuszak, John	DT	6-8	290	2	12/24/50	Oak Creek, Wisc.	Tampa	14	Ralph Miller, G
42	Maxwell, Tommy	S	6-2	195	6	9/28/47	Houston, Texas	A&M	0	Ron Saul, G
80	Mayo, Ron	TE	6-3	223	2	10/11/50	Washington, D.C.	Morgan State	13	Ron Saul, G
62	Miller, Ralph	G	6-3	260	3	8/13/48	Los Angeles, Calif.	California Lutheran	1	Elvin Bethea, DE
22	Moore, Zeke	CB	6-3	196	8	12/2/43	Tuskegee, Ala.	Lincoln	13	Tom Funchess, T
20	Parks, Billy	WR	6-1	190	4	1/1/48	Santa Monica, Calif.	Calif. State- Long Beach	14	Mike Fanucci, DE
7	Pastorini, Dan	QB	6-2½	205	4	5/26/49	Sonora, Calif.	Santa Clara	14	Brian Goodman, G
56	Roberts, Guy	LB	6-1	217	3	6/12/50	No. Babylon, N.Y.	Maryland	14	Solomon Freelon, G
34	Rodgers, Willie	RB	6-1	210	3	2/8/49	Suffolk, Va.	Kentucky State	0	Tody Smith, DE
73	Sampson, Greg	T	6-6	260	3	10/25/50	Long Beach, Calif.	Stanford	13	Kevin Hunt, T
64	Saul, Ron	G	6-2	255	5	2/5/48	Butler, Pa.	Michigan State	3	Greg Sampson, DT
37	Severson, Jeff	S	6-0	185	3	9/16/49	Fargo, N.D.	Calif. State- Long Beach	14	Elbert Drungo, T
77	Smith, Sid	C-T	6-4	260	5	7/6/48	Long Beach, Calif.	Southern California	0	Al Cowlings, LB
70	Smith, Tody	DE	6-5	245	4	12/24/48	Orange, Tex.	Southern California	14	Sid Smith, C
28	Thomas, Bill	RB	6-2	225	3	8/7/49	Ossining, N.Y.	Boston College	6	John Matuszak, DT
79	White, Jim	DE	6-4	255	2	9/5/48	Chicago	Colorado State	0	Jim White, DE
35	White, Lee	RB	6-3	232	7	5/9/46	Las Vegas, Nev.	Weber State	0	Ron Mayo, TE
44	Willis, Fred	RB	6-0	205	4	11/9/47	Natick, Mass.	Boston College	14	Mack Alston, TE
										Eddie Hinton, WR

**m&m MARS** joins KILT-Radio  
to bring you all the Oilers  
Pre-Season and  
regular season games.  
610 on your dial.



Houston Oilers Football on KILT-Radio.  
Brought to you by M&M/MARS,  
the candy people who bring you MILKY WAY®  
Bars, 3 MUSKETEERS® Bars, SNICKERS® Chocolate Peanut  
Bars, Combo™ Munch™ Peanut Brittle, SNIK SNAK® Stiks,  
MARS® Almond Bars, "M&M"® Plain and Peanut  
Chocolate Candies and MARATHON® Bar.

1973 in review



## 1973 IN REVIEW

HOUSTON (14) at NEW YORK GIANTS (34); Sept. 16—Ron Johnson scored two touchdowns and Norm Snead led the Giants' offensive attack as the Oilers dropped their season opener before 57,979 fans in New York. Snead completed 17 of 29 passes for 162 yards and one touchdown and Johnson rushed for 96 yards on 24 carries. Bob Gresham led Oiler rushers with 75 yards on 14 carries, and returned four kickoffs for 103 yards.

HOUSTON .....	0	0	14	0 — 14
NEW YORK GIANTS.....	6	21	0	7 — 34

Attendance: 62,892 (57,979)

### Team Statistics

	OILERS	GIANTS
First Downs .....	6	29
Net Yards Gained.....	155	372
Net Yards Rushing.....	96	218
Net Yards Passing.....	59	154
Passes .....	17-8-4	29-17-3
Punts, Average .....	6-39.4	1-48
Fumbles, Lost .....	1, 0	1, 0
Yards Penalized .....	7-55	2-10

### Rushing

Oilers—Gresham 14-75 yds; Willis 5-7 yds; Pastorini 3-14 yds.  
Giants—Johnson 24-96 yds; Clements 19-90 yds; Orduna 5-27 yds; Thompson 4-5 yds.

### Passing

Oilers—Pastorini 8-17 for 74 yds; 2 tds; 4 int.  
Giants—Snead 17-29 for 162 yds; 1 td; 3 int.

### Receiving

Oilers—Willis 4-5 yds; Burrough 1-49 yds; 1 td; D. Parks, 1-7 yds; 1 td; B. Parks, 1-15 yds; Gresham 1-2 yds.  
Giants—Tucker 6-74 yds; Johnson 4-22 yds; Herrmann 3-27 yds; 1 td; Clemente 2-12 yds; Grim 2-27 yds.

HOUSTON (10) at Cincinnati (24), Sept. 23—The Bengals scored twice in the fourth quarter to break a 10-10 stalemate and ruin another big day for Oiler running back Bob Gresham. Gresham returned the opening kickoff 103 yards for a touchdown and rushed for 79 yards on 11 carries, but could not overcome the running of rookie Charles Clark and quarterback Ken Anderson of the Bengals. Clark carried 8 times in Cincinnati's first touchdown drive of the fourth quarter and carried it over from the three. Anderson's 35-yard scoring strike to Bob Trumpy sealed the Oilers' second loss of the season.

HOUSTON .....	7	0	3	0 — 10
CINCINNATI .....	0	10	0	14 — 24

Attendance: 55,823 (51,823)

### Team Statistics

	OILERS	BENGALS
First Downs .....	10	23
Net Yards Gained.....	214	372
Net Yards Rushing.....	157	217
Net Yards Passing.....	57	155
Passes .....	23-11-2	26-15-0
Punts, Average .....	7-40.8	8-41.9
Fumbles, Lost .....	1, 0	1, 0
Yards Penalized .....	11-97	11-103

### Rushing

Oilers—Gresham 11-79 yds; Willis 16-55 yds; Pastorini 2-23 yds.  
Cincinnati—Johnson 15-131 yds; 1 td; Clark 20-80 yds; - 1 td; Wilson 2-7 yds; Lewis 2-4 yds; Anderson 2-5 yds.

### Passing

Oilers—Pastorini 11-23 for 105 yds; 2 int.  
Cincinnati—Anderson 15-26 for 155 yds; 1 td; 0 int.

### Receiving

Oilers—Hinton 4-52 yds; Willis 3-19 yds; Burrough 1-21 yds; B. Parks 1-6 yds; Alston 1-4 yds; Gresham 1-3 yds.  
Cincinnati—Johnson 5-49 yds; Clark 5-26 yds; Trumpy 2-43 yds; Myers 1-18 yds; Curtis 1-8 yds; Caslet 1-11 yds.



at HOUSTON (7) Pittsburgh (36), Sept. 30—The Steelers broke open a close battle in the second half on two long interception returns to pull away after the Oilers held a 7-6 halftime lead. Andy Russell returned an interception 45 yards for a touchdown in the third period and Glen Edwards ran one back 86 yards in the fourth to ice the game for the Steelers. The Oilers led at the half on a seven-yard pass from Dan Pastorini to Mack Alston.

HOUSTON .....	0	7	0	0 — 7
PITTSBURGH .....	3	3	13	17 — 36

Attendance: 43,416 (39,331)

Team Statistics

	OILERS	STEELERS
First Downs .....	13	14
Net Yards Gained.....	178	255
Net Yards Rushing.....	63	125
Net Yards Passing.....	115	130
Passes .....	33-19-3	19-9-1
Punts, Average .....	8-42.7	4-39
Fumbles, Lost .....	2-2	1-1
Yards Penalized .....	7-94	5-49

Rushing

Oilers—Gresham 14-41 yds; Willis 8-17 yds; Pastorini 2-7 yds; Robinson 2-3 yds; Hinton 1-2 yds; A. Johnson 1-3 yds.  
Steelers—Fuqua 13-48 yds; Pearson 10-24 yds; Harris 8-25 yds; Bradshaw 5-26 yds; Davis 2-9 yds; Shanklin 1-7 yds.

Passing

Oilers—Pastorini 14-25 for 87 yds; 1 td; 2 int.; Dickey 5-8 for 55 yds, 1 int.  
Steelers—Bradshaw 9-17 for 179 yds; 1 td; 2 int.; Hanratty 0-2.

Receiving

Oilers—B. Parks 7-80 yds; Gresham 4-12 yds; Alston 3-22 yds; 1 td; Willis 3-8 yds; Robinson 2-2 yds.  
Steelers—Shanklin 3-43 yds, 1 td.

at HOUSTON (26) LOS ANGELES (31); Oct. 7—The Oilers scored two touchdowns in the fourth quarter, but could not catch the Rams, who built a 31-12 lead at the end of the third quarter on the passing of quarterback John Hadl. Hadl threw for three touchdown passes, two to Harold Jackson and one to Jack Snow, and completed 10 of 16 passes for 179 yards in a brilliant showing. Dan Pastorini had his best day of the still young season, completing 25 of 38 passes for 245 yards. Defensive back Larry Eaglin returned a blocked punt 14 yards for an Oiler touchdown, and Bob Gresham accounted for the other Houston td on a four-yard run. Skip Butler kicked the second largest number of field goals in Oiler history with four in the game.

HOUSTON .....	6	3	3	14 — 26
LOS ANGELES .....	7	14	10	0 — 31

Attendance: 40,156 (34,875)

Team Statistics

	OILERS	RAMS
First Downs .....	16	21
Net Yards Gained.....	280	348
Net Yards Rushing.....	76	169
Net Yards Passing.....	204	179
Passes .....	38-25-2	16-10-0
Punts, Average .....	2-33.0	4-31.8
Fumbles, Lost .....	3, 2	1, 1
Yards Penalized .....	6-78	3-14

Rushing

Oilers—Willis 10-38 yds; Pastorini 4-20 yds; Gresham 9-18 yds, 1 td.  
Rams—McCutcheon 21-83 yds; Bertelsen 12-59 yds; Baker 10-28 yds.

Passing

Oilers—Pastorini 25-38 for 245 yds; 2 int.  
Rams—Hadl 10-16 for 179 yds; 3 tds; 0 int.

Receiving

Oilers—B. Parks 7-64 yds; Willis 5-67 yds; Gresham 8-61 yds; Burrough 2-36 yds; Hinton 1-5 yds; Alston 2-12 yds.  
Rams—Jackson 2-84 yds; 2 tds; Bertelsen 4-43 yds; Snow 2-44 yds, 1 td.

at HOUSTON (20) DENVER (48); Oct. 14—Charley Johnson threw for four touchdowns to lead the Broncos to a 48-20 romp and seal Houston's fifth defeat of the season. Coach Bill Peterson was relieved of his duties the next day and General Manager Sid Gillman took the dual role of General Manager-Head Coach for the rest of the season.

HOUSTON .....	10	10	0	0 — 20
DENVER .....	7	17	14	10 — 48

Attendance: 38,414 (32,801)

Team Statistics

	OILERS	BRONCOS
First Downs .....	20	21
Net Yards Gained.....	215	435
Net Yards Rushing.....	117	233
Net Yards Passing.....	98	202
Passes .....	27-21-1	20-9-0
Punts, Average .....	4-45	4-45.5
Fumbles, Lost .....	5, 4	1, 0
Yards Penalized .....	7-55	10-110

Rushing

Oilers—Willis 15-57 yds; 1 td; Gresham 11-50 yds; Burrough 2-19 yds.

Broncos—Little 19-123 yds; 1 td; Dawkins 0-56 yds; Anderson 7-27 yds; Armstrong 7-27 yds.

Passing

Oilers—Pastorini 17-22 for 147 yds; 1 int.; Dickey 4-5 for 23 yds.  
Broncos—Johnson 9-19 for 214 yds; 3 tds; 0 int.; Ramsey 0-1.

Receiving

Oilers—Willis 11-53 yds; Burrough 4-54 yds; D. Parks 2-24 yds; B. Parks 2-20 yds; Gresham 2-19 yds.

Broncos—Moses 3-55 yds; 3 tds; Van Heusen 2-87 yds, 1 td.

HOUSTON (13) at CLEVELAND (42); Oct. 21—Quarterback Mike Phipps led the Browns to a runaway victory, spoiling Sid Gillman's re-entry into the pro coaching ranks he dominated for many years. Phipps passed for two touch downs and ran for two more as the Oilers could not stop the Cleveland offense. The Browns ground up 264 yards rushing and 148 through the air to totally dominate the game. Alvin Haymond returned 5 kickoffs for 139 yards for the Oilers, and Dan Pastorini passed for 118 yards and one touchdown.

HOUSTON .....	0	0	13	0 — 13
CLEVELAND .....	14	14	0	14 — 42

Attendance: 69,500 (61,146)

Team Statistics

	OILERS	BROWNS
First Downs .....	4	26
Net Yards Gained.....	106	366
Net Yards Rushing.....	23	264
Net Yards Passing.....	83	102
Passes .....	22-8-1	21-12-1
Punts, Average .....	9-31.7	6-35
Fumbles, Lost .....	0, 0	3, 0
Yards Penalized .....	8-59	9-85

Rushing

Oilers—Pastorini 3-19 yds; Willis 6-2 yds; Gresham 7-1 yd; Jolley 2-5 yds.

Browns—Pruitt 11-56 yds; Brown 14-61 yds; Scott 13-46 yds; Lefear 3-44 yds; Kelly 6-38 yds; Phipps 4-15 yds; Richardson 1-4 yds.

Passing

Oilers—Pastorini 6-19 for 118 yds; 1 td; 1 int.; Dickey 2-3 for —2 yds.

Browns—Phipps 11-19 for 146 yds; 2 tds; 1 int.; Horn 1-2 for 2 yds; 1 td.

Receiving

Oilers—Gresham 3-35 yds; Willis 2-51 yds; Hinton 1-34 yds; 1 td.

Browns—Hooker 3-52 yds; 1 td; Morin 3-38 yds; Pitts 3-18 yds, 1 td; Scott 2-7 yds; 1 td; Kelly 1-33 yds.

HOUSTON (14) at CHICAGO (35); Oct. 28—The Oilers showed improvement, especially defensively, but still lost game number 7 to the Bears. Dick Butkus recovered a fumble in the end zone for one Bear score, and another Chicago tally came on a 95-yard kickoff return. The Oilers scored on a 5-yard run by Paul Robinson and a 25-yard pass from Lynn Dickey to Ken Burrough. Fred Willis rushed for 77 yards on 18 carries and also caught 4 passes. The loss was Houston's 18th regular season defeat in a row.

HOUSTON	.....	0	0	7	7—14
CHICAGO	.....	7	14	7	7—35

Attendance: 55,701 (43,755)

Team Statistics

OILERS

BEARS

First Downs	.....19	19
Net Yards Gained	.....211	269
Net Yards Rushing	.....157	115
Net Yards Passing	.....54	154
Passes	.....31-15-2	26-13-0
Punts, Average	.....8-40.6	7-32.1
Fumbles, Lost	.....3, 2	2, 2
Yards Penalized	.....6-53	7-34

Rushing

Oilers—Willis 18-77 yds; Robinson 8-44 yds; Gresham 7-30 yds.  
 Bears—Garrett 18-78 yds; Douglass 6-27 yds; Lawson 5-11 yds;  
 Kosins 5-13 yds.

Passing

Oilers—Pastorini 5-13 for 10 yds; Dickey 10-18 for 99 yds; 1 td;  
 2 int.  
 Bears—Douglass 10-21 for 125 yds; 1 td; Huff 3-5 for 43 yds,  
 1 td.

Receiving

Oilers—Burrough 3-38 yds; 1 td; Robinson 3-25 yds; Willis 4-16  
 yds; Amundson 1-18 yds; Gresham 2-4 yds; B. Parks 1-5 yds;  
 McNeil 1-3 yds.  
 Bears—Thomas 5-60 yds; 1 td; Garrett 4-67 yds; Kosins 2-6 yds;  
 Farmer 1-5 yds; 1 td; Reynolds 1-30 yds.

HOUSTON (31) at BALTIMORE (27); Nov. 4—Lynn Dickey, who sustained such a severe hip injury in August of 1972 that some said he would never walk again, led a last-minute touchdown drive to help the Oilers break an 18-game losing string with a win over the Colts. Dickey took the field with two minutes remaining and the Colts ahead, 27-24, with the Oilers on their own 15-yard line. Exactly six passes and one minute, 28 seconds later, Fred Willis scampered into the end zone after hauling in Dickey's screen pass to win the game for Houston. Dickey took them 85 yards in six plays, all passes. Lynn finished the day with 22 completions out of 32 attempts for 340 yards and three touchdowns, including a 66-yard strike to Billy Parks. The Oilers led 21-3 at halftime, but the Colts came charging back to take the lead early in the fourth quarter, and the lead changed hands three more times before the game was over.

HOUSTON	.....	7	14	0	10—31
BALTIMORE	.....	3	0	14	10—27

Attendance: 60,000 (52,707)

Team Statistics

OILERS

COLTS

First Downs	.....20	16
Net Yards Gained	.....444	259
Net Yards Rushing	.....104	104
Net Yards Passing	.....340	177
Passes	.....33-22-3	26-12-1
Punts, Average	.....2-46	4-34
Fumbles, Lost	.....6, 3	2, 1
Yards Penalized	.....8-109	4-47

Rushing

Oilers—Gresham 15-63 yds; 1 td; Willis 15-34 yds; Dickey 2-3 yds.  
 Colts—Mitchell 22-83 yds; McCauley 10-14 yds; Domres 2-7 yds;  
 1 td.

Passing

Oilers—Dickey 22-32 for 340 yds; 3 tds; 2 int.; Pastorini 0-1;  
 1 int.  
 Colts—Domres 12-26 for 177 yds; 1 td; 1 int.

Receiving

Oilers—B. Parks 5-127 yds; 1 td; Burrough 7-117 yds; Willis  
 5-52 yds; 1 td; Alston 2-23 yds; 1 td; Gresham 3-21 yds.  
 Colts—McCauley 4-15 yds; Chester 3-68 yds; Doughty 2-39 yds.

at HOUSTON (13), CLEVELAND (23); Nov. 11—The Oilers continued to show improvement for the third week in a row, but still could manage only 13 points offensively as the Browns beat Houston for the second time in 1973. Cleveland did not come close to its offensive showing of only three weeks before, when the Browns crushed the Oilers, 42-13, but Mike Phipps and Co. still managed to ground up the yardage when it was needed. Don Cockroft booted three field goals and two extra points to provide the Browns' margin victory. Skip Butler kicked two field goals and Mack Alston caught a 39-yard touchdown pass from Lynn Dickey for the Oilers' points. The Oilers made more first downs and more total yardage than the Browns, but could not capitalize on key opportunities.

HOUSTON .....	0	3	3	7 — 13
CLEVELAND .....	17	0	3	3 — 23

Attendance: 42,649 (37,280)

Team Statistics

	OILERS	BROWNS
First Downs .....	16	13
Net Yards Gained.....	309	299
Net Yards Rushing.....	196	180
Net Yards Passing.....	203	119
Passes .....	38-20-1	17-8-1
Punts, Average .....	5-38	3-35
Fumbles, Lost .....	0, 0	0, 0
Yards Penalized .....	8-58	6-47

Rushing

Oilers—Thomas 7-42 yds; Willis 14-38 yds; Gresham 6-26 yds.  
 Browns—Pruitt 5-66 yds; 1 td; Brown 17-59 yds; Phipps 2-8 yds; 1 td; McKinnis 6-33 yds; Kelly 5-12 yds.

Passing

Oilers—Dickey 12-22 for 139 yds; 1 td; Pastorini 8-15 for 84 yds; 1 int.; Willis 0-1.  
 Browns—Phipps 8-17 for 132 yds; 1 int.

Receiving

Oilers—B. Parks 4-51 yds; Hinton 4-69 yds; Alston 3-48 yds; 1 td; Burrough 3-34 yds; Gresham 2-24 yds; Willis 4-3 yds.  
 Browns—Morin 3-46 yds; Glass 1-47 yds; Kelly 1-23 yds.

HOUSTON (14) at KANSAS CITY (38); Nov. 18—Understudy quarterback Mike Livingston subbed for the injured Len Dawson and led the Chiefs to a convincing win in the Oilers tenth game of the season. Livingston passed for two touchdowns and ran for one to pace the Chief attack. Lynn Dickey had another good day for the Oilers, completing 12 of 23 passes for 191 yards and a 62-yard touchdown bomb to Bob Gresham. Ed Podolak was the game's leading rusher with 82 yards, and Fred Willis led the Oiler runners with 23 steps. Billy Parks led all receivers with 91 yards on 6 catches.

HOUSTON .....	0	0	7	7 — 14
KANSAS CITY .....	7	7	10	14 — 38

Attendance: 78,000 (68,444)

Team Statistics

	OILERS	CHIEFS
First Downs .....	13	18
Net Yards Gained.....	262	266
Net Yards Rushing.....	46	119
Net Yards Passing.....	216	147
Passes .....	41-17-2	19-13-1
Punts, Average .....	8-35.1	6-41.3
Fumbles, Lost .....	5, 3	6, 3
Yards Penalized .....	6-54	5-46

Rushing

Oilers—Willis 11-23 yds; 1 td; Amundson 4-19 yds; Gresham 2-7 yds.  
 Chiefs—Podolak 20-82 yds; Ellison 21-53 yds; 1 td; Livingston 3-3 yds; 1 td.

Passing

Oilers—Dickey 12-23 for 191 yds; 1 td; 2 int.; Pastorini 5-18 for 58 yds.  
 Chiefs—Livingston 15-19 for 149 yds; 2 tds; 1 int.

Receiving

Oilers—Parks 6-91 yds; Hinton 3-42 yds; Gresham 2-67 yds; 1 td; Burrough 3-31 yds; Willis 2-14 yds; Thomas 1-4 yds.  
 Chiefs—Podolak 4-51 yds; Taylor 4-46 yds; 1 td; Wright 3-53 yds; Butler 1-5 yds, 1 td.

at HOUSTON (0) NEW ENGLAND (32); Nov. 25—Jim Plunkett threw two touchdown passes as the Patriots shut out the Oilers for only the seventh time ever in Houston history. Plunkett completed 15 of 28 passes for 175 yards as the Oilers' record dropped to 1-10 with three games left to play.

HOUSTON .....	0	0	0	0 — 0
NEW ENGLAND .....	10	14	3	5 — 32

Attendance: 35,237 (27,344)

**Team Statistics**

	OILERS	PATRIOTS
First Downs .....	11	22
Net Yards Gained.....	184	317
Net Yards Rushing.....	191	141
Net Yards Passing.....	83	176
Passes .....	29-14-2	32-17-1
Punts, Average .....	8-41.2	4-44.5
Fumbles, Lost .....	3, 1	1, 0
Yards Penalized .....	1-11	3-41

**Rushing**

Oilers—Willis 8-36 yds; Burrough 1-34 yds; Pastorini 3-20 yds; Gresham 8-10 yds; Amundson 2-1 yd.

Patriots—Cunningham 15-62 yds; Herron 15-43 yds; 1 td; Stingley 1-19 yds.

**Passing**

Oilers—Pastorini 11-23 for 80 yds; 1 int.; Dickey 3-6 for 35 yds; 1 int.

Patriots—Plunkett 15-28 for 175 yds; 2 tds; 1 int.; Shiner 2-4 for 31 yds.

**Receiving**

Oilers—Parks 3-41 yds; Willis 5-24 yds; Burrough 3-28 yds; Alston 2-16 yds; Amundson 1-6 yds.

Patriots—Rucker 7-88 yds; 1 td; Vataha 5-77 yds; Windsor 2-16 yds; 1 td.

at HOUSTON (6), OAKLAND (17); Dec. 2—Tragedy struck the Oilers in many ways in 1973, but perhaps nothing was as strange as the Oakland game. With the score 10-6 in favor of the Raiders, Lewis Jolley took a Dan Pastorini screen pass and ran it to the one-yard line, where he was caught from behind. One dive play failed to get the go-ahead touchdown, but Pastorini dialed Jolley's number again on the next play. Lewis headed left, but Oakland cornerback Phil Villiapiano came rushing in, and when Jolley was hit, the ball squirted straight into the air, Villiapiano caught it on a dead run, and ran it back 52 yards before Pastorini caught him. The Raiders went on to score over the stunned Oilers and Houston lost its 11th game of the season.

HOUSTON .....	0	3	0	3 — 6
OAKLAND .....	0	0	3	14 — 17

Attendance: 36,360 (25,801)

**Team Statistics**

	OILERS	RAIDERS
First Downs .....	15	19
Net Yards Gained.....	285	375
Net Yards Rushing.....	94	235
Net Yards Passing.....	191	140
Passes .....	36-22-0	26-15-3
Punts, Average .....	9-40	6-47.7
Fumbles, Lost .....	5, 2	4, 1
Yards Penalized .....	7-75	3-25

**Rushing**

Oilers—Willis 22-80 yds; Amundson 2-13 yds; Jolley 5-1 yd.  
Raiders—Hubbard 11-121 yds; 1 td; Davis 9-64 yds; SSmith 9-29 yds.

**Passing**

Oilers—Pastorini 22-36 for 343 yds.  
Raiders—Stabler 15-26 for 171 yds; 1 td; 3 int.

**Receiving**

Oilers—Burrough 7-80 yds; Alston 4-46 yds; Willis 5-30 yds; Amundson 3-20 yds; Jolley 2-56 yds; Parks 1-11 yds.

Raiders—Siani 4-64 yds; Biletnikoff 3-44 yds; 1 td; Davis 3-32 yds; Moore 3-23 yds; Hubbard 1-8 yds; Smith 1-6 yds.

HOUSTON (7) at PITTSBURGH (33); Dec. 9—Roy Gerela kicked four field goals and three extra points to lead the Steelers to victory over Houston in a game played in 34-degree temperature, rain and sleet. Terry Bradshaw threw for two touchdowns and the other Steeler score came on a fumble recovery in the end zone. The playoff-bound Steelers started slow in the first quarter as the Oilers took a 7-3 lead on an 11-yard pass from Dan Pastorini to Mack Alston, but that was all the Oilers could muster for the day.

HOUSTON .....	7	0	0	0 — 7
PITTSBURGH .....	3	14	10	6 — 33

Attendance: 50,000 (38,004)

Team Statistics

	OILERS	STEELERS
First Downs .....	5	19
Net Yards Gained.....	83	320
Net Yards Rushing.....	58	188
Net Yards Passing.....	25	132
Passes .....	17-6-4	26-13-4
Punts, Average .....	6-37.7	1-32
Fumbles, Lost .....	8, 5	5, 0
Yards Penalized .....	7-61	10-111

Rushing

Oilers—Willis 9-34 yds; Amundson 7-23 yds; Pastorini 5-4 yds; Dickey 1-6 yds.  
Steelers—Harris 20-73 yds; Davis 9-50 yds; Fuqua 13-43 yds; Pearson 2-14 yds.

Passing

Oilers—Pastorini 5-14 for 30 yds; 1 td; 2 int.; Dickey 1-3 for 8 yds; 2 int.  
Steelers—Bradshaw 11-20 for 117 yds; 2 tds; 4 int.; Gilliam 2-6 for 30 yds.

Receiving

Oilers—Amundson 2-16 yds; Burrough 2-7 yds; Alston 1-11 yds; Willis 1-4 yds.  
Steelers—B. Pearson 3-39 yds; 1 td; P. Pearson 2-31 yds; Fuqua 2-28 yds; Davis 1-3 yds; 1 td; 5 others with one each.

at HOUSTON (24), CINCINNATI (27); Dec. 16—The Oilers ended their second straight 1-13 season with a close loss to the Bengals. Two fourth quarter touchdowns brought Houston within striking distance with more than three minutes left to play in the game, but the Oilers could not get a drive going and Cincinnati narrowly clinched an AFC playoff berth.

HOUSTON .....	0	10	0	14 — 24
CINCINNATI .....	3	10	14	0 — 27

Attendance: 33,592 (21,955)

Team Statistics

	OILERS	BENGALS
First Downs .....	25	14
Net Yards Gained.....	381	382
Net Yards Rushing.....	190	101
Net Yards Passing.....	191	281
Passes .....	26-17-0	23-15-0
Punts, Average .....	3-33.6	4-47.2
Fumbles, Lost .....	1, 1	1, 1
Yards Penalized .....	6-40	10-89

Rushing

Oilers—Robinson 20-1000 yds; 1 td; Willis 14-85 yds; 2 tds.  
Bengals—Clark 12-57 yds; Johnson 11-32 yds; Anderson 3-12 yds.

Passing

Oilers—Pastorini 17-26 for 201 yds.  
Bengals—Anderson 15-23 for 292 yds; 3 tds.

Receiving

Oilers—Parks 5-70 yds; Willis 3-31 yds; Burrough 6-86 yds; Robinson 2-1 yd; Alston 1-13 yds.  
Bengals—Curtis 2-144 yds; 1 td; Trumpy 4-63 yds; 1 td; Joiner 3-47 yds.

## FINAL 1973 N.F.L. STANDINGS AMERICAN FOOTBALL CONFERENCE

	Eastern Division			Pct.	Pts.	OP
	W	L	T			
Miami	12	2	0	.857	343	150
Buffalo	9	5	0	.643	259	230
New England	5	9	0	.357	258	300
Baltimore	4	10	0	.286	226	341
N.Y. Jets	4	10	0	.286	240	306
Central Division						
Cincinnati	10	4	0	.714	286	231
*Pittsburgh	10	4	0	.714	347	210
Cleveland	7	5	2	.571	234	255
Houston	1	13	0	.071	199	447
Western Division						
Oakland	9	4	1	.679	292	175
Denver	7	5	2	.571	354	296
Kansas City	7	5	2	.571	231	192
San Diego	2	11	1	.179	188	386

\*Wild Card for Playoffs

## NATIONAL FOOTBALL CONFERENCE

	Eastern Division			Pct.	Pts.	OP
	W	L	T			
Dallas	10	4	0	.714	382	203
*Washington	10	4	0	.714	325	198
Philadelphia	5	8	1	.393	310	393
St. Louis	4	9	1	.321	286	365
N.Y. Giants	2	11	1	.179	226	362
Central Division						
Minnesota	12	2	0	.857	296	168
Detroit	6	7	1	.464	271	247
Green Bay	5	7	2	.429	202	259
Chicago	3	11	0	.214	195	334
Western Division						
Los Angeles	12	2	0	.857	388	178
Atlanta	9	5	0	.643	318	224
New Orleans	5	9	0	.357	163	312
San Francisco	5	9	0	.357	262	319

AFC PLAYOFFS: Oakland 33, Pittsburgh 14

Miami 34, Cincinnati 16

AFC CHAMPIONSHIP: Miami 27, Oakland 10

NFC PLAYOFFS: Minnesota 27, Washington 20

NFC CHAMPIONSHIP: Minnesota 27, Dallas 10

SUPER BOWL: Miami 24, Minnesota 7

## HOUSTON OILERS' ASTRODOME ATTENDANCE 1968-73

Year	Games	Attendance	Average	Sellouts
1968	11	460,628	41,875	3
1969	11	494,220	44,929	6
1970	11	472,072	42,915	5
1971	11	470,598	42,781	5
1972	11	453,821	41,256	4
1973	11	418,896	38,081	3
TOTALS	66	2,770,235	41,973	26

Includes pre-season and regular season games

## OILERS TOP ATTENDANCE FIGURES IN LEAGUE PLAY

### HOME GAMES

Year	Opponent	Crowd
1965	New York Jets	52,680R
1969	New York Jets	51,923A sro
1968	New York Jets	51,710A sro
1972	New York Jets	51,423A sro
1972	Oakland	51,378A sro
1970	Cleveland	50,582A sro
1970	Baltimore	48,050A
1971	New Orleans	47,966A
1971	Kansas City	46,498A
1969	Buffalo	46,485A
1968	Oakland	46,098A
1971	Detroit	45,885A
1969	Denver	45,348A
1969	Cincinnati	45,298A
1968	Kansas City	45,083A
1973	Pittsburgh	43,416A
1970	San Francisco	43,040A
1970	Pittsburgh	42,799A
1973	Cleveland	42,649A
1972	Green Bay	41,752A
1969	Miami	41,086A
1973	Los Angeles	40,156A
1969	San Diego	40,065A
1970	Miami	39,840A
1969	Boston	39,215A
1973	Denver	38,414A
1972	Cleveland	38,113A
1962	*Dallas Texans	37,981J sro

### ROAD GAMES

Year	Opponent	Crowd
1973	Kansas City	78,000
1972	Miami	77,821
1970	Cleveland	74,723
1973	Cleveland	69,500
1969	New York Jets	63,841
1973	New York Giants	62,892
1967	New York Jets	62,729
1972	Cleveland	61,958
1968	New York Jets	60,242
1973	Baltimore	60,000
1972	Cincinnati	59,409 sro
1971	Cincinnati	59,390 sro
1972	Atlanta	58,850
1973	Cincinnati	55,876
1973	Chicago	55,701
1965	New York Jets	55,312
1970	Cincinnati	55,094
1971	Oakland	54,705
1966	New York Jets	54,681
1971	Washington	54,041 sro
1969	*Oakland	53,800 sro
1967	*Oakland	53,330
1971	New England	53,155
1972	Denver	51,656 sro
1970	Dallas Cowboys	50,504
1973	Pittsburgh	50,000
1970	Kansas City	49,810
1969	Oakland	49,361

\* Championship game A-Astrodome R-Rice Stadium J-Jepesen Stadium  
(Crowd Figures are actual tickets sold)

## 1973 ATTENDANCE FIGURES

### Pre-Season

HOME GAMES		ROAD GAMES	
8-3	New York Jets	45,775	
8/11	Chicago Bears	44,514	
8/18			Green Bay Packers
8/23	Dallas Cowboys	46,942	
9/1	Baltimore Colts	41,571	
9/9			New Orleans Saints

### Regular Season

9/16			New York Giants	62,892
9/23			Cincinnati Bengals	55,876
9/30	Pittsburgh Steelers	43,416		
10/7	Los Angeles Rams	40,156		
10/14	Denver Broncos	38,414		
10/21			Cleveland Browns	69,500
10/28			Chicago Bears	55,701
11/4			Baltimore Colts	60,000
11/11	Cleveland Browns	42,649		
11/18			Kansas City Chiefs	78,000
11/25	New England Patriots	35,237		
12/2	Oakland Raiders	36,630		
12/9			Pittsburgh Steelers	50,000
12/16	Cincinnati Bengals	33,592		
	<b>TOTALS</b>	<b>417,896</b>		<b>431,969</b>
	<b>ELEVEN GAME</b>		<b>NINE GAME</b>	
	<b>AVERAGE</b>	<b>38,081</b>	<b>AVERAGE</b>	<b>47,996</b>

20-GAME TOTAL 1973 ATTENDANCE, HOME AND AWAY 850,865

20-GAME AVERAGE, HOME AND AWAY 42,543

### HOUSTON OILERS 14-YEAR HOME

#### ATTENDANCE FIGURES 1960-73

Year	Home Games	Attendance	Avg. Per Game	Stadium-Capacity
1960	9	190,819	21,202	Jeppesen—35,500
1961	7	197,016	28,145	Jeppesen—35,500
1962	9	257,208	28,578	Jeppesen—35,500
1963	8	187,011	23,376	Jeppesen—35,500
1964	9	191,444	21,271	Jeppesen—35,500
1965	8	260,999	32,624	Rice—72,000
1966	8	214,831	26,854	Rice—72,000
1967	9	254,616	28,920	Rice—72,000
1968	11	460,628	41,875	Astrodome—50,000
1969	11	494,220	44,929	Astrodome—50,000
1970	11	472,072	42,915	Astrodome—50,000
1971	11	470,598	42,781	Astrodome—50,000
1972	11	453,821	41,256	Astrodome—50,000
1973	11	418,896	38,081	Astrodome—50,000
<b>14-YEAR</b>				
<b>TOTALS</b>	<b>133</b>	<b>4,524,179</b>	<b>34,016</b>	

### HOUSTON OILERS 14-YEAR ROAD


#### ATTENDANCE FIGURES 1960-73

Year	Road Games	Attendance	Avg. Per Game
1960	11	243,111	22,101
1961	13	209,633	16,125
1962	11	250,427	22,755
1963	11	243,891	22,171
1964	10	251,094	25,109
1965	11	263,345	23,940
1966	10	330,134	33,013
1967	10	354,283	35,428
1968	8	307,372	38,421
1969	9	410,850	45,650
1970	9	432,000	48,000
1971	10	490,005	49,001
1972	9	512,217	51,222
1973	9	431,969	47,996
<b>14-YEAR</b>			
<b>TOTALS</b>	<b>141</b>	<b>4,730,331</b>	<b>33,548</b>

AVERAGE ATTENDANCE FOR

274 HOME AND ROAD GAMES—9,254,510      33,775





history

## HOUSTON OILERS' TEN-YEAR RECORD AGAINST A.F.L. BY DIVISIONS

### EASTERN DIVISION

HOUSTON	W	L	T	Pct.	Pts.	Avg	Opp.	Avg.
vs. Buffalo .....	13	7	0	.650	443	22.1	380	19.0
vs. Miami .....	5	3	0	.625	184	23.0	124	15.5
vs. New York .....	10	8	1	.555	538	28.3	450	23.6
vs. Boston .....	9	10	1	.473	435	21.7	473	23.6
Overall Totals ...	37	28	2	.569	1600	23.8	1427	12.6

### WESTERN DIVISION

HOUSTON	W	L	T	Pct.	Pts.	Avg	Opp.	Avg.
vs. Cincinnati .....	1	0	1	1.000	58	29.0	48	24.0
vs. Denver .....	14	4	1	.777	567	29.8	358	18.8
vs. Oakland .....	7	12	0	.363	471	24.7	465	24.4
vs. L.A.-S. Diego...	7	12	0	.363	397	20.8	443	23.3
vs. Dal.-K. City....	6	13	0	.316	335	17.6	469	24.6
Overall Totals ...	35	41	2	.460	1828	23.4	1783	22.8
Combined Totals ...	72	69	4	.510	3428	27.4	3210	25.6

### HOUSTON vs. NEW ENGLAND (W-9 L-12 T-1)

1960—	Hou 24	at Bost 10 (W)
	at Hou 37	Bost 21 (W)
1961—	Hou 31	at Bost 31 (T)
	Hou 27	Bost 15 (W)
1962—	Hou 21	at Bost 34 (L)
	at Hou 21	Bost 17 (W)
1963—	Hou 3	at Bost 45 (L)
	at Hou 28	Bost 46 (L)
1964—	Hou 24	at Bost 25 (L)
	at Hou 17	Bost 34 (L)
1965—	at Hou 31	Bost 10 (W)
	Hou 14	at Bost 42 (L)
1966—	Hou 21	at Bost 27 (L)
	at Hou 14	Bost 38 (L)
1967—	Hou 7	at Bost 18 (L)
	at Hou 27	Bost 6 (W)
1968—	Hou 16	at Bost 0 (W)
	at Hou 45	Bost 17 (W)
1969—	Hou 0	at Bost. 24 (L)
	at Hou 27	Bost. 23 (W)
1971—	Hou 20	at New Eng 28 (L)
1973—	at Hou 0	New Eng 32 (L)

### HOUSTON vs. BUFFALO (W-14 L-7 T-0)

1960—	Hou 24	at Buff 25 (L)
	at Hou 31	Buff 23 (W)
1961—	at Hou 12	Buff 22 (L)
	Hou 28	at Buff 16 (W)
1962—	Hou 28	at Buff 23 (W)
	at Hou 17	Buff 14 (W)
1963—	Hou 31	at Buff 20 (W)
	at Hou 28	Buff 14 (W)
1964—	at Hou 17	Buff 48 (L)
	Hou 10	at Buff 24 (L)
1965—	Hou 19	at Buff 17 (W)
	at Hou 18	Buff 29 (L)
1966—	Hou 21	at Buff 27 (L)
	at Hou 20	Buff 42 (L)
1967—	Hou 20	at Buff 3 (W)
	at Hou 10	Buff 3 (W)
1968—	Hou 30	at Buff 6 (W)
	at Hou 35	Buff 7 (W)
1969—	Hou 17	at Buff 3 (W)
	at Hou 28	Buff 14 (W)
1971—	Hou 20	at Buff 14 (W)

**HOUSTON vs. CINCINNATI**

1968— Hou 27  
 1969— at Hou 31  
 1970— Hou 20  
       at Hou 20  
 1971— at Hou 10  
       Hou 13  
 1972— Hou 7  
       at Hou 17  
 1973— Hou 10  
       at Hou 24

**(W-3 L-6 T-1)**

at Cincy 17 (W)  
 Cincy 31 (T)  
 at Cincy 13 (W)  
 Cincy 30 (L)  
 Cincy 6 (W)  
 at Cincy 28 (L)  
 at Cincy 30 (L)  
 Cincy 61 (L)  
 at Cincy 24 (L)  
 Cincy 27 (L)

**HOUSTON vs. DENVER**

1960— Hou 45  
       at Hou 20  
 1961— Hou 55  
       at Hou 45  
 1962— Hou 10  
       at Hou 34  
 1963— at Hou 20  
       Hou 33  
 1964— Hou 38  
       at Hou 34  
 1965— Hou 17  
       at Hou 21  
 1966— at Hou 45  
       Hou 38  
 1967— at Hou 10  
       Hou 20  
 1968— at Hou 38  
 1969— at Hou 24  
       Hou 20  
 1970— at Hou 31  
 1972— Hou 17  
 1973— at Hou 20

**(W-15 L-6 T-1)**

at Den 25 (W)  
 Den 10 (W)  
 at Den 13 (W)  
 Den 14 (W)  
 at Den 20 (L)  
 Den 17 (W)  
 Den 14 (W)  
 at Den 24 (W)  
 at Den 17 (W)  
 Den 15 (W)  
 at Den 28 (L)  
 Den 31 (L)  
 Den 7 (W)  
 at Den 40 (L)  
 Den 6 (W)  
 at Den 18 (W)  
 Den 17 (W)  
 Den 21 (W)  
 at Den 20 (T)  
 Den 21 (W)  
 at Den 30 (L)  
 Den 48 (L)

**HOUSTON vs. DALLAS-KANSAS CITY**

1960— at Hou 20  
       Hou 0  
 1961— Hou 21  
       at Hou 38  
 1962— at Hou 7  
       Hou 14  
       \*at Hou 17  
 1963— Hou 7  
       at Hou 28  
 1964— Hou 7  
       at Hou 19  
 1965— at Hou 38  
       Hou 21  
 1966— Hou 23  
 1967— at Hou 20  
       Hou 24  
 1968— at Hou 21  
       Hou 10  
 1969— Hou 0  
 1970— Hou 9  
 1971— at Hou 16  
 1973— Hou 14

**(W-6 L-16 T-0)**

Dal 10 (W)  
 at Dal 24 (L)  
 at Dal 26 (L)  
 Dal 7 (W)  
 Dal 31 (L)  
 at Dal 6 (W)  
 Dal 20 (L)  
 at K.C. 28 (L)  
 K.C. 7 (W)  
 at K.C. 28 (L)  
 K.C. 28 (L)  
 K.C. 36 (W)  
 at K.C. 52 (L)  
 at K.C. 48 (L)  
 K.C. 25 (L)  
 at K.C. 19 (W)  
 K.C. 26 (L)  
 at K.C. 24 (L)  
 at K.C. 24 (L)  
 at K.C. 24 (L)  
 K.C. 20 (L)  
 at K.C. 39 (L)

\* AFL Championship game

**HOUSTON vs. MIAMI**

1966— at Hou 13  
       Hou 28  
 1967— at Hou 17  
       Hou 41  
 1968— Hou 24  
       at Hou 7

**(W-5 L-5 T-0)**

Mia 20 (L)  
 at Mia 29 (L)  
 Mia 14 (W)  
 at Mia 10 (W)  
 at Mia 10 (W)  
 Mia 24 (L)

1969—	at Hou	22		Mia	10 (W)
		Hou	32	at Mia	7 (W)
1970—	at Hou	10		Mia	20 (L)
1972—	Hou	13		at Mia	34 (L)

### HOUSTON vs. NEW YORK JETS

(W-11 L-8 T-1)

1960—	at Hou	27		N.Y.	21 (W)
		Hou	42	at N.Y.	28 (W)
1961—	at Hou	49		N.Y.	13 (W)
		Hou	48	at N.Y.	21 (W)
1962—	at Hou	56		N.Y.	17 (W)
		Hou	44	at N.Y.	10 (W)
1963—	Hou	17		at N.Y.	24 (L)
	at Hou	31		N.Y.	27 (W)
1964—	Hou	21		at N.Y.	24 (L)
	at Hou	33		N.Y.	17 (W)
1965—	at Hou	27		N.Y.	21 (W)
		Hou	14	at N.Y.	41 (L)
1966—	Hou	13		at N.Y.	52 (L)
	at Hou	24		N.Y.	0 (W)
1967—	Hou	28		at N.Y.	28 (T)
1968—	at Hou	14		N.Y.	20 (L)
		Hou	7	at N.Y.	26 (L)
1969—	Hou	17		at N.Y.	26 (L)
	at Hou	26		N.Y.	34 (L)
1972—	at Hou	26		N.Y.	20 (W)

### HOUSTON vs. OAKLAND

(W-7 L-15 T-0)

1960—	Hou	38		at Oak	22 (W)
	at Hou	13		Oak	14 (L)
1961—	at Hou	55		Oak	0 (W)
		Hou	47	at Oak	16 (W)
1962—	Hou	28		at Oak	20 (W)
	at Hou	32		Oak	17 (W)
1963—	at Hou	13		Oak	24 (L)
		Hou	49	at Oak	52 (L)
1964—	at Hou	42		Oak	28 (W)
		Hou	10	at Oak	20 (L)
1965—	Hou	17		at Oak	21 (L)
	at Hou	21		Oak	33 (L)
1966—	at Hou	31		Oak	0 (W)
		Hou	23	at Oak	38 (L)
1967—	at Hou	7		Oak	19 (L)
	* Hou	7		at Oak	40 (L)
1968—	at Hou	15		Oak	24 (L)
1969—	Hou	17		at Oak	21 (L)
	** Hou	7		at Oak	56 (L)
1971—	Hou	21		at Oak	41 (L)
1972—	at Hou	0		Oak	34 (L)
1973—	at Hou	6		Oak	17 (L)

\*-'67 championship game

\*\*-playoff game

### HOUSTON vs. LOS ANGELES-SAN DIEGO

(W-8 L-13 T-1)

1960—	at Hou	38		L.A.	28 (W)
		Hou	21	at L.A.	24 (L)
	*at Hou	24		L.A.	16 (W)
1961—	Hou	24		at S.D.	34 (L)
	at Hou	33		S.D.	13 (W)
	* Hou	10		at S.D.	3 (W)
1962—	Hou	42		at S.D.	17 (W)
	at Hou	33		S.D.	27 (W)
1963—	Hou	0		at S.D.	27 (L)
	at Hou	14		S.D.	20 (L)
1964—	Hou	21		at S.D.	27 (L)
	at Hou	17		S.D.	20 (L)
1965—	Hou	14		at S.D.	31 (L)
	at Hou	26		S.D.	37 (L)
1966—	at Hou	22		S.D.	28 (L)

1967— Hou 3  
 at Hou 24  
 1968— Hou 14  
 1969— at Hou 17  
 1970— Hou 31  
 1971— at Hou 49  
 1972— Hou 20

at S.D. 13 (L)  
 S.D. 17 (W)  
 at S.D. 30 (L)  
 S.D. 21 (L)  
 at S.D. 31 (T)  
 S.D. 33 (W)  
 at S.D. 34 (L)

\*-championship games

**HOUSTON vs. PITTSBURGH**

**(W-2 L-6 T-0)**

1970— Hou 19  
 at Hou 3  
 1971— Hou 16  
 at Hou 29  
 1972— Hou 7  
 at Hou 3  
 1973— at Hou 7  
 Hou 7

at Pitt 7 (W)  
 Pitt 7 (L)  
 at Pitt 23 (L)  
 Pitt 3 (W)  
 at Pitt 24 (L)  
 Pitt 9 (L)  
 Pitt 36 (L)  
 at Pitt 33 (L)

**HOUSTON vs. CLEVELAND**

**(W-0 L-6 T-0)**

1970— Hou 14  
 at Hou 10  
 1971— Hou 0  
 at Hou 24  
 1972— at Hou 17  
 Hou 0

at Clev 28 (L)  
 Clev 21 (L)  
 at Clev 31 (L)  
 Clev 37 (L)  
 Clev 23 (L)  
 Clev 20 (L)

**HOUSTON vs. BALTIMORE**

**(W-1 L-1 T-0)**

1970— at Hou 20  
 1973— Hou 31

Balt 24 (L)  
 at Balt 27 (W)

**HOUSTON vs. ST. LOUIS**

**(W-0 L-1 T-0)**

1970— Hou 0

at S.L. 44 (L)

**HOUSTON vs. LOS ANGELES**

**(W-0 L-1 T-0)**

1973— at Hou 26

LA 31 (L)

**HOUSTON vs. SAN FRANCISCO**

**(W-0 L-1 T-0)**

1970— at Hou 20

S.F. 30 (L)

**HOUSTON vs. DALLAS COWBOYS**

**(W-0 L-1 T-0)**

1970— Hou 10

at Dal 52 (L)

**HOUSTON vs. NEW ORLEANS**

**(W-0 L-0 T-1)**

1971— at Hou 13

N.O. 13 (T)

**HOUSTON vs. NEW YORK GIANTS**

**(W-0 L-1 T-0)**

1973— Hou 14

at N.Y. 34 (L)

**HOUSTON vs. WASHINGTON**

**(W-0 L-1 T-0)**

1971— Hou 13

at Wash 22 (L)

**HOUSTON vs. DETROIT**

**(W-0 L-1 T-0)**

1971— at Hou 7

Det 31 (L)

**HOUSTON vs. CHICAGO**

**(W-0 L-1 T-0)**

1973— Hou 14

at Chi 35 (L)

**HOUSTON vs. PHILADELPHIA**

**(W-0 L-1 T-0)**

1972— at Hou 17

Phily 18 (L)

**HOUSTON vs. GREEN BAY**

**(W-0 L-1 T-0)**

1972— at Hou 10

G.B. 23 (L)

**HOUSTON vs. ATLANTA**

**(W-0 L-1 T-0)**

1972— Hou 10

at Atl 20 (L)

# Oiler Historical Highlights

## 1959

- August 3**—K. S. (Bud) Adams Jr. announces Houston's entry into the American Football League.
- August 15**—A.F.L. formally organized with six cities—Los Angeles, New York, Denver, Dallas, Houston and Minneapolis-St. Paul.
- October 18**—John W. Breen hired as Oiler Player Personnel Director.
- October 29**—Rice University refuses use of its stadium for Houston's professional football team.
- October 31**—Adams names the team "Oilers"—"for sentimental and social reasons."
- November 22**—A.F.L. conducts first player draft. Oilers select Heisman Trophy winner Billy Cannon of L.S.U.
- December 8**—Oilers sign first players in Don Hitt and Tony Banfield, both of Oklahoma State.

## 1960

- January 1**—Oilers sign their first draft choice in LSU's Billy Cannon.
- January 3**—Oilers name former Cleveland great Lou Rymkus as first head coach.
- January 8**—Los Angeles Rams file suit to establish the validity of a contract Billy Cannon signed with Rams on Nov. 30, 1959.
- January 13**—Rymkus names first assistant coach in Wally Lemm, who will coach defensive backs.
- January 17**—Don Suman named Administrative Assistant to the President K. S. (Bud) Adams Jr.
- January 17**—Oilers signed former Texas A&M great Charley Milstead to contract.
- January 24**—Walt Schlinkman named to Oiler coaching staff as offensive backfield coach.
- February 20**—Oilers sign veteran pro quarterback George Blanda.
- March 8**—Houston School Board approves lease of Jeppesen Stadium to K. S. (Bud) Adams Jr., and gives permission to increase seating capacity from 22,000 to 36,000.
- June 21**—Court rules that Billy Cannon will play with the Houston Oilers.
- July 15**—Houston opens first training camp at the University of Houston with daily practices to be held at old Busch Field during season.
- July 30**—George Blanda leads Blues to 14-0 Intrasquad victory at Baytown.
- August 6**—Oilers lose, 27-10, to Dallas Texans in first pre-season game at Tulsa.
- August 20**—Oilers defeat Denver, 42-3, before 18,500 in home debut at Jeppesen.
- September 11**—Oilers win first regular season contest, 37-22, over Oakland in San Francisco. Charles Hennigan scores first Oiler TD on a 43-yard pass from George Blanda. Dave Smith scored first Oiler TD rushing on 8-yard run. Smith had 104 yards on 19 carries during game.
- November 21**—Oilers draft Pittsburgh's Mike Ditka as their No. 1 choice.
- December 11**—Oilers clinch AFL Eastern Division title with 31-23 win over Buffalo in Houston.
- December 29**—Lou Rymkus named AFL's first Coach of the Year.

## 1961

- January 1**—Oilers win first AFL Championship by defeating Los Angeles Chargers, 24-16, before 32,000 fans at Jeppesen Stadium. Billy Cannon was named game's MVP; Blanda completed 16 of 32 passes for 301 yards and three TD's. Winning players share: \$1,016.42.
- January 14**—Oilers sign Willard Dewveall, former SMU star, who played out his option with the Chicago Bears and became first NFL player to jump leagues.
- January 31**—Harris County voters pass \$22 million bond issue to finance a new domed stadium, which will be home of the Oilers.
- March 1**—Oiler owner K. S. (Bud) Adams announces Oilers to train for '61 season in Honolulu.
- April 25**—Assistant coach Wally Lemm resigns coaching duties to enter private business.
- May 21**—Don Suman named Vice-President and General Manager.
- July 18**—Oilers open training camp at Ellington Field prior to leaving for Honolulu.
- August 12**—Oilers defeat Oakland, 35-17, in Honolulu.
- September 9**—Oilers open regular season with a 55-0 rout of Oakland at Jeppesen despite threats from Hurricane Carla.
- October 16**—Wally Lemm replaces Lou Rymkus as head coach after Oilers have only a tie, one victory and three losses in five starts.

- October 22**—Oilers defeat Dallas Texans, 38-7, in first outing under Lemm. Blanda comes off the bench to throw three TD passes, kick 53-yard field goal and three PAT's.
- October 29**—Blanda sets AFL passing record: 464 yards, 18 of 32 for four TD's as Oilers defeat Buffalo 28-16 in Buffalo.
- November 19**—Blanda throws seven touchdown passes against New York in 49-13 win to set AFL record and the all-time pro record.
- December 3**—Oilers defeat previously unbeaten San Diego, 33-13, before Houston's largest crowd, 37,845. Charles Hennigan caught 10 passes for 214 yards and three TD's. Blanda hits on 20 of 34 attempts for 351 yards and four TD's and kicks AFL record 55-yard field goal.
- December 10**—Billy Cannon scores five TD's (3 rushing, 2 receiving); carries 25 times for 216 yards; five catches for 115 yards to account for 330 total yards offense (of team's 473) as Oilers defeat New York, 48-21, in Polo Grounds.
- December 17**—Oilers win second straight Eastern Division crown by beating Oakland 47-16 in Oakland. Oilers became first pro team in history to score over 500 points in one season with 513 points in 14 games.
- December 20**—Wally Lemm named AFL Coach of the Year.
- December 23**—George Blanda named AFL Player of the Year.
- December 24**—Oilers win second straight AFL title, defeating San Diego, 10-3, in San Diego. Billy Cannon wins MVP award for second straight year. Winning players share: \$1,724.00.

## 1962

- February 23**—Wally Lemm resigns to become head coach of St. Louis Cardinals.
- March 5**—Oilers name Frank (Pop) Ivy as head coach.
- July 12**—Oilers open 1962 training camp at Ellington Air Force Base.
- August 5**—Oilers open pre-season campaign with 33-27 win over New York.
- September 9**—Oilers open regular season play with 28-23 win over Buffalo in Buffalo.
- September 16**—Oilers lose to Boston 34-21 in first pro game in historic Harvard Stadium.
- October 7**—Oilers win home opener over Buffalo, 17-14.
- October 14**—Oilers set AFL scoring record with 56-17 win over New York as Blanda hits on six TD passes.
- December 1**—Oilers draft Arkansas' Danny Brabham as their No. 1 pick in AFL draft.
- December 15**—Oilers win third consecutive Eastern Division title 44-10, over New York. Charlie Tolar gets 107 yards on 18 carries to become the first Oiler back to gain over 1,000 yards in one season. His total was 1,012 on 244 carries. Oilers compile best regular season record in club's history with 11 wins, three losses.
- December 23**—Oilers lose AFL title to Dallas Texans, 20-17, in historic six quarter game which lasted 77 minutes, 54 seconds and was football's longest game. Oilers trailed 17-0 at halftime but great second half left game deadlocked at 17-17 at end of regulation time.

## 1963

- January 1**—Oilers sign their No. 1 draft choice in Danny Brabham.
- February 14**—Pop Ivy given two-year contract as head coach and general manager.
- July 11**—Oilers open training camp at Colorado Springs, Colo.
- August 3**—Oilers lose pre-season opener, 27-10, in Denver.
- August 22**—Chargers defeat Oilers in pre-season game at Jeppesen, 21-3; first time Oilers fail to score TD at home.
- September 7**—Oilers drop regular season home opener, 24-13, to Oakland.
- November 1**—Oilers suffer worst defeat in history—45-3 to Boston in Boston.
- December 1**—Oilers pick Texas' All-American Scott Appleton as their No. 1 draft choice.
- December 15**—Oilers sign All-American quarterback Don Trull of Baylor. Trull was Houston's top future draft choice in previous draft.

## 1964

- February 2**—Oilers sign their No. 1 draft choice, Scott Appleton, to four-year contract.
- March 1**—Oilers announce building of a new training site at Fannin and Braeswood.
- May 17**—Sammy Baugh named backfield coach on Oiler coaching staff.
- June 2**—Frank (Pop) Ivy relieved of head coach-general manager duties. Adams names Sammy Baugh the new head coach and Carroll Martin the new general manager.
- July 17**—Oilers open training camp at new site—Fannin and Braeswood.

- August 10**—Oilers defeat Boston, 38-7, in Boston for first win in 1964.
- August 14**—Oilers loan Jackie Lee to Denver for two years; receive defensive lineman Bud McFadin and No. 1 draft choice.
- September 8**—Oilers trade Billy Cannon to Oakland for Bob Jackson, Sonny Bishop and Doble Craig.
- September 12**—San Diego defeats Houston, 27-21, in regular season opener.
- September 13**—Rookie Sid Blanks sets AFL record with 91-yard TD run against New York in Houston.
- December 18**—Sammy Baugh resigns as Oiler head coach.
- December 20**—Oilers play final game in Jeppesen Stadium, defeating Denver 34-15 to end season with 4-10 record. Charles Hennigan catches 101st pass of season to set new all-time pro record.
- December 22**—Hugh (Bones) Taylor named Oiler head coach; Sammy Baugh stays on staff as assistant.
- December 27**—Lou Rymkus rejoins Oiler coaching staff as offensive line coach.

## 1965

- January 12**—AFL meeting and All-Star game shifted to Houston after racial incidents in New Orleans.
- June 5**—Oilers announce they will not play in Harris County Domed Stadium because of "unrealistic lease agreement." Sign five-year lease with Rice University for use of Rice Stadium.
- June 22**—Ralph Neely's contract with Houston declared invalid by Oklahoma City Federal Court after University of Oklahoma tackle had signed contracts with both Houston and Dallas.
- July 17**—Oilers open 1965 training camp.
- August 7**—Oilers defeat New York Jets, 21-16, in pre-season opener in Alexandria, Va.
- September 4**—Oilers defeat San Diego, 13-10, in Little Rock to conclude undefeated five-game pre-season schedule.
- September 12**—Oilers defeat New York, 27-21, in regular season opener. A record crowd of 52,680 watched at Rice Stadium.
- November 27**—Oilers draft Texas' All-American Tommy Nobis as their No. 1 draft choice.
- November 29**—Oilers sign their No. 5 draft choice, fullback Hoyle Granger of Mississippi State.
- December 18**—Oilers conclude second straight 4-10 season with 42-14 loss to Boston in Boston.

## 1966

- January 2**—Oilers sign top draft choices in Arkansas tackle Glen Ray Hines and LSU tackle George Rice after Cotton Bowl game.
- January 13**—K. S. (Bud) Adams Jr. names Don Klosterman as Oilers' Executive Vice-President and General Manager.
- January 18**—Oilers announce that Hugh (Bones) Taylor's contract as Head Coach will not be renewed.
- January 29**—Wally Lemm named Oiler Head Coach by Klosterman.
- June 8**—Oilers sign Ernie Ladd, Commissioner awards Willie Frazier and Pete Jaquess to San Diego in compensation.
- June 9**—The AFL and NFL announce plans to merge into one league by 1970. Common draft and championship game scheduled immediately.
- July 10**—Oilers open 1966 training camp.
- August 2**—Oilers defeat Oakland, 26-17, in year's first pre-season game. Attraction at Rice Stadium sponsored by Arabia Shrine Temple.
- September 3**—Oilers open regular season play with 45-7 home victory over the Denver Broncos. Denver was held to no first downs, an AFL record.
- November 17**—Oilers relinquish rights to Ralph Neely to Dallas. Get in return Dallas' first draft choice and two others. Teams (Dallas-Houston) announce three pre-season games with first set for Houston in 1967.
- December 18**—Oilers close out '66 season with last minute, 29-28 loss to Miami Dolphins in Miami. Worst seasonal record in history of 3 wins, 11 losses. Four losses were recorded in last 30 seconds of play.

## 1967

- March 14**—First common draft between AFL and NFL, Oilers take Michigan State All-American George Webster as their No. 1 choice.
- March 18**—Oilers sign first player from pro football's first common draft in fourth pick Roy Hopkins, a fullback from Texas Southern.
- March 19**—Oilers release four veterans including quarterback George Blanda and tackle Rich Michael; both had been with club from start. Flanker tackle Charles Hennigan traded to San Diego for Sammie Taylor, a wide receiver from Grambling College.
- April 2**—Oilers announce they will hold 1967 training camp at Schreiner Institute in Kerrville, Texas, in the heart of the Hill Country. Only third time in history Oilers will have trained outside Houston.
- April 15**—Oilers sign their No. 1 draft choice in Michigan State's two-time All-American linebacker George Webster.
- July 11**—Oilers open 1967 training camp in Kerrville at Schreiner Institute.



**August 5**—Kansas City defeats Oilers in first pre-season game, 24-9.

**September 9**—Oilers drop season opener to Kansas City, 25-20 at Rice Stadium.

**December 17**—Oilers clinch Eastern Division title with 24-17 win over San Diego at Rice Stadium and become first team to go from cellar to division title in one season. Accomplished with 15 rookies on the squad.

**December 20**—Four Oilers named to All-AFL team. Defensive end Pat Holmes, cornerback Miller Farr, guard Bob Talamini and rookie linebacker George Webster named to AFL elite unit.

**December 23**—Oiler linebacker George Webster, the number one choice from Michigan State, was unanimous choice as AFL's defensive Rookie of the Year.

**December 23**—Oilers complete regular season with 41-10 romp over Miami Dolphins in Orange Bowl and wrap up Eastern Division Championship.

## 1968

**January 1**—Oakland Raiders break open close game in second quarter and wallop Oilers, 40-7 in AFL championship game. Only Oiler TD comes in fourth quarter on pass from Pete Beathard to Charles Frazier.

**January 30**—Oilers pick Ole Miss receiver Mac Haik as their first draft choice (second round) in second combined AFL-NFL college draft. First choice went to Kansas City in Pete Beathard trade.

**February 10**—Oiler owner K. S. "Bud" Adams, Jr. announces that Oilers will move to the Harris County Domed Stadium for the 1968 season. Contract with Rice will be settled.

**June 27**—NFL players vote to strike as negotiations between owners and players falter and threaten the start of '68 training camps. Conflict arose over wages and pension plan.

**July 6**—NFL owners postpone the start of all training camps until settlement of wage-pension dispute with NFL Players Association.

**July 8**—Oilers open 1968 training camp at Schreiner Institute in Kerrville, Texas.

**July 9**—Oilers sign first draft choice—Mac Haik of Ole Miss, Haik was the last Oiler rookie to sign '68 contract.

**July 10**—AFL players and owners sign two-year contract and pension agreement.

**July 14**—NFL players and owners end dispute, open training camps.

**August 1**—Oilers defeat Washington Redskins, 9-3 in first professional game ever played indoors in fabulous Astrodome.

**August 31**—Oilers and Dallas Cowboys battle in Astrodome before standing room only crowd of over 55,000 with Dallas winning 33-19.

**September 9**—Oilers open regular season with Monday night clash in Astrodome with Kansas City, 45,083 crowd packed Astrodome for nationally televised contest as Kansas City held off Oilers to win, 26-21.

**December 15**—Oilers close out disappointing season with 45-17 win over Boston Patriots in Astrodome. Finished season with 7-7 record.

**December 17**—Eleven Oilers named to AFL Eastern Division All-Star squad including George Webster and Hoyle Granger for second straight year.

**December 23**—George Webster and Miller Farr named to All-AFL team by both Associated Press and United Press.

## 1969

**January 12**—Joe Namath leads New York Jets to 16-7 upset over the Baltimore Colts in Super Bowl III in Miami's Orange Bowl.

**January 25**—Oiler linebacker George Webster one of four AFL players named to Pro Football Writers' Association's first combined All-Pro team.

**January 28**—Oilers choose Arizona State's All-American linebacker Ron Pritchard as first draft choice and pick SMU's All-American receiver Jerry LeVias in the second round.

**February 8**—Oilers' first round draft choice Ron Pritchard becomes first round draft choice in country to sign with pro team. Signs multi-year Oiler contract.

**April 3**—Head Coach Wally Lemm opens special three-day rookie camp at Oiler practice field.

**April 15**—Jim Norton, last of the original Houston Oilers, announces his retirement after nine years and Oiler Owner K. S. "Bud" Adams, Jr. retires his number 43 jersey.

**May 10**—Historic merger meeting of AFL-NFL sees Cleveland, Pittsburgh and Baltimore switch to AFL to form two 13-team divisions to be known as the American and National Football Conference of the National Football League.

**July 14**—Oilers open '69 training camp at Schreiner Institute in Kerrville, Texas.

**August 2**—Oilers open pre-season action with 24-7 win over Buffalo Bills.

**August 15**—Oilers come within seconds of upset win over Baltimore Colts. Colts score on final play of game to win pre-season encounter, 33-29 in Astrodome.

**September** —Oilers lose heartbreaking 14-11 decision to Dallas Cowboys in Astrodome before standing room only crowd.

**September 14**—Oakland scores in final quarter to thwart Oilers' upset bid in league opener, 21-17. Oilers lost winning TD when Jerry LeVias dropped pass in wide open.

**December 14**—Oilers need victory over Boston in Astrodome to assure playoff spot as runnerup team in Eastern Division despite 5-6-2 record. Oilers come from behind to take 27-23 triumph and finish with 6-6-2 record.

**December 21**—Oilers lose bid for championship in humiliating 56-7 loss to Oakland in playoff game. Daryle Lamonice hurled six TD passes for Raiders. Kansas City defeated New York, 13-6 to set up all Western Division title game. Kansas City won AFL title, 17-7 over Oakland.

**December 23**—George Webster named All-Pro for third consecutive year.

## 1970

**January 6**—Oiler General Manager Don Klosterman resigns and accepts General Manager's position with Baltimore Colts.

**January 15**—Oiler linebacker George Webster named to Pro Football Hall of Fame's All-Time AFL defensive unit. The three-year Oiler veteran was youngest and least experienced player named to the All-Time AFL team.

**January 21**—Oilers trade quarterback Pete Beathard and cornerback Miller Farr to St. Louis Cardinals for quarterback Charley Johnson and cornerback Bob Atkins.

**January 27**—Oilers draft North Carolina Central guard Doug Wilkerson in first round of college draft.

**February 26**—First round draft choice Doug Wilkerson signs Oiler contract.

**June 30**—Oiler veterans join NFL Players Association strike. Owners bar veterans from training camps. Dispute revolved around pension plan.

**July 14**—Oilers open training camp at Schreiner Institute in Kerrville, Texas with only rookies reporting.

**August 3**—Veterans report to training camp after settlement of NFL-NFLPA pension dispute.

**August 8**—Oilers drop pre-season opener to Chicago Bears, 23-13 in Astrodome.

**August 29**—Oilers enjoy one of team's greatest victories in history as they crush Dallas Cowboys, 37-21 in Astrodome as Jerry LeVias has great night with three touchdowns in game.

**September 20**—Oilers open NFL season with 19-7 triumph over Pittsburgh in Pittsburgh as Charley Johnson passes to Jerry LeVias for two touchdowns.

**November 1**—Oiler head coach Wally Lemm, who led Oilers to AFL title in 1961 and to Eastern Division title in 1967, announces he will retire at the end of 1970 season.

**December 13**—Oilers end one of poorest seasons in club's history with 3-10-1 record with 52-10 defeat by Dallas Cowboys in Dallas. Club was riddled with injuries throughout season.

**December 18**—Oilers trade Doug Wilkerson, the team's number one draft choice in 1970 to San Diego for former Oiler tight end Willie Frazier.

## 1971

**January 21**—Oiler Owner K. S. "Bud" Adams, Jr. names Ed Hughes to be the sixth head coach in Oiler history. Hughes, 43, was offensive backfield coach with the San Francisco 49ers and was signed to a five-year contract.

**January 28**—The Oilers, who pick third behind Boston and New Orleans in the college draft, select quarterback Dan Pastorini of Santa Clara in the first round and grab quarterback Lynn Dickey of Kansas State in the third round.

**January 26**—Oilers trade running back Hoyle Granger, tackle Terry Stoepel and defensive end Charles Blossom to New Orleans for defensive tackle Dave Rowe and wide receiver Ken Burrough.

**February 14**—Oiler owner K. S. "Bud" Adams, Jr. named Bob Brodhead as General Manager. Brodhead was former player and controller with Cleveland.

**March 3**—Ed Hughes completes his coaching staff with hiring of defensive backfield coach Burnie Miller. Miller joins Walt Schlinkman, Fran Polsfoot, Ernie Zwahlen, George Dickson and Walt Yowarsky on Oiler staff. Trainer Bobby Brown is released from his duties.

**March 28**—Jess Thompson named Director of Scouting.

**April 2**—General Manager Bob Brodhead resigns position with Oilers after only one month on job.

**April 7**—Oilers hire Warren Araia as trainer.

**April 8**—Ed Hughes and his staff get first look at rookies with special three-day rookie camp.

**April 27**—Oilers trade cornerback Leroy Mitchell to Denver Broncos for safety John Charles.

**May 5**—Oilers name John W. Breen as General Manager replacing Bob Brodhead. Breen was the first employee hired by Oiler owner K. S. "Bud" Adams, Jr. in 1959 when the American Football League was formed.

**May 15**—Oilers trade linebacker Olen Underwood to Denver for guard Bob Young.

**June 3**—Oilers get linebacker Dave Olerich from St. Louis for draft choice.

**June 15**—Oilers trade offensive tackle Glen Ray Hines, linebacker Jess Lewis and a second round draft choice to New Orleans for defensive tackle Mike Tilleman.

**June 24**—Oilers' number one draft choice, Dan Pastorini of Santa Clara, signs contract.

**July 9**—Oilers open training camp at Schreiner Institute in Kerrville, Texas and begin 12th season.

**July 27**—Oilers trade wide receiver Jerry LeVias to San Diego Chargers for 6-8, 300-pound offensive tackle Gene Ferguson and 6-8, 290-pound defensive tackle Ron Billingsley.

**July 31**—Oilers battle Los Angeles Rams in Hall of Fame game in Canton, Ohio with Rams winning 17-6. Rookie Lynn Dickey impressive in his pro debut.

**August 6**—Oilers trade rookie offensive tackle Larron Jackson and draft choice to Denver for rookie cornerback Cleo Johnson.

**August 9**—Oilers open home season with 35-6 walloping of New York Giants in the Astrodome.

**October 26**—Oilers trade running back Joe Dawkins to Denver for running back Dick Post. Also trade tight end Willie Frazier to Kansas City for running back Robert Holmes and a draft choice.

**October 31**—First victory of season comes against Cincinnati as Ken Houston runs interception back 48 yards for game's only TD as Oilers win 10-6 in Astrodome.

**November 16**—Offensive line coach Ernie Zwahlen fired by Oiler General Manager John Breen. Scout King Hill brought in to work with young quarterbacks.

**December 12**—Safety Ken Houston ties all-time pro record for touchdowns on interceptions with theft against Buffalo in Oilers' 20-14 victory. Houston tied record of seven set by Erich Barnes of Cleveland and Herb Adderley of Dallas.

**December 14**—Head Coach Ed Hughes fires offensive backfield coach Walt Schlinkman and equipment manager Johnny Gonzales.

**December 19**—Oilers close out '71 season with third straight victory by blasting San Diego, 49-33 for highest point production since 1963. Ken Houston establishes all-time pro record with two touchdown on interceptions. The five-year veteran intercepted successive John Hadl passes in the third quarter and returned them for touchdowns of 35 and 29 yards to run his career total to 9. His four returns of interceptions for TD's in one year is also an NFL record.

**December 22**—Oiler Owner K. S. "Bud" Adams, Jr. announces that Head Coach Ed Hughes' contract has been terminated by mutual agreement. A settlement was reached on the remaining four years of Hughes' contract.

**December 24**—Oiler defensive end Elvin Bethea and safety Ken Houston are named to AFC Pro-Bowl squad. It was second straight year for Houston.

**December 30**—Oilers name former Florida State and Rice University coach Bill Peterson as their new head coach.

## 1972

**January 8**—Joe Madro, a veteran of 17 pro coaching seasons, joined the Oiler coaching staff as offensive line coach.

**February 1**—Greg Sampson, a 6-5½, 265 pound defensive from Stanford was Houston's number one draft choice.

**March 21**—K. S. "Bud" Adams, Jr. spearheaded a drive which landed the 1974 Super Bowl game for Houston. The game will be played in Rice Stadium on Jan. 13, 1974.

**April 9**—Walt Schlinkman named by Oilers as Director of Player Personnel and Scouting.

**June 8**—Ken Houston named best strong safety in pro football by Pro Football Weekly.

**July 8**—Oilers sign number one draft choice Greg Sampson of Stanford to multi-year contract.

**August 16**—Oilers trade quarterback Charley Johnson to Denver Broncos for undisclosed high draft choice.

**August 19**—Oilers defeat Green Bay Packers, 20-3 in Astrodome for first pre-season victory of 1972.

**August 24**—Second-year quarterback Lynn Dickey suffers a hip injury that sidelines him for the '72 season. Oilers defeated St. Louis Cardinals, 33-24, in Astrodome for second straight pre-season win.

**September 11**—Oilers tie New Orleans, 14-14 in Astrodome and finish pre-season slate with 2-2-1 record.

**October 1**—Oilers stun Joe Namath and New York Jets, 26-20 in the Astrodome for only victory of 1972 season.

**October 25**—Oilers trade Ron Pritchard and Charlie Joiner to Cincinnati for running backs Paul Robinson and Fred Willis. Also trade linebacker George Webster to Pittsburgh for wide receiver Dave Smith.

**December 23**—Guy Murdock, Oilers' rookie center, named to UPI's NFL All-Rookie team.

## 1973

**January 29**—Oilers acquire All-Pro center Bill Curry from Baltimore for guard Tom Regner and Oilers' third round draft choice.

**January 30**—Oilers draft Tampa's giant defensive end John Matuszak, 6-7, 282, in first round of 1973 draft. Oilers take running back-quarterback George Amundson of Iowa State in first round choice acquired from Atlanta for Mike Tilleman.

**March 2**—Veteran coach and front office executive Sid Gillman accepts position at Executive Vice-President and General Manager of Houston Oilers, replacing John Breen, who retired.

**March 9**—Bruce Beatty named defensive line coach by Oilers. Had been on New England Patriots' staff for past four seasons.

**March 13**—Andy Bourgeois named special teams coach by Oilers. First year in pros after coaching at T.C.U.

**March 21**—Oilers trade defensive tackle Ron Billingsley and quarterback Kent Nix to New Orleans Saints for quarterback Edd Hargett, linebacker Tom Stincic and tight end Dave Parks.

**April 17**—Oilers acquired return specialist Alvin Haymond from Washington Redskins for conditional draft choice.

**April 18**—Oilers trade seventh round draft choice to Chicago Bears for linebacker Larry Rowden, a third-year pro from Houston.

**April 24**—Oilers trade cornerback Jim Tolbert to Saint Louis Cardinals for linebackers Mike McGill and Jim Hargrove.

**May 7**—Oilers swap second round draft choice to Buffalo for defensive end Al Cowlings.

**May 9**—Oilers trade first and third round draft choice to Dallas Cowboys for defensive end Tody Smith and wide receiver Billy Parks.

**May 15**—Oilers claim former University of Houston great Gus Hollomon off waivers from the New York Jets.

**May 15**—Oilers trade all-pro safety Ken Houston and number five draft choice to Washington Redskins for defensive end Mike Fanucci, wide receiver Clifton McNeil, offensive tackle Jim Snowden, Safety Jeff Severson and tight end Mack Alston.

**June 20**—Number two draft choice George Amundson of Iowa State signs with Oilers.

**July 5**—Number one draft choice John Matuszak signs with Oilers.

**August 23**—Oilers upset Dallas Cowboys, 27-24, in an exhibition game in Houston for Oilers' first win in last 15 games.

**September 16**—Oilers open 1973 season with 34-14 loss to New York Giants.

**October 16**—Bill Peterson fired as head coach of Oilers after 48-20 loss to Denver, making Peterson's regular season record in one one-half years 1-18. Sid Gillman assumes dual role of General Manager-Head Coach for the rest of year.

**November 5**—Oilers win only game of 1973 season, 31-27 over Baltimore Colts as Lynn Dickey completes 22 of 32 passes for 340 yards and three touchdowns.

**December 16**—Oilers end second straight 1-13 season with 27-24 loss to Cincinnati.

**December 19**—Oiler defensive end Elvin Bethea named to Pro Bowl team for third straight year.

## 1974

**January 18**—Sid Gillman announces decision to remain as General Manager-Head Coach for at least one more season, ending speculation that a new head coach would be named. Gillman's request came after the Oiler players signed a petition asking him to remain in both capacities.

**February 2**—Richie Pettitbon, a former NFL defensive back with Chicago, Los Angeles, and Washington, joins Oilers as defensive backfield coach.

**February 8**—Former New Orleans and New York Jets coach Ed Biles joins Oilers as defensive assistant.

**February 9**—Oiler center Bill Curry assumes duties as President of the National Football League Players' Association.

**March 7**—O. A. "Bum" Phillips, a veteran Texas High School and College coach who was with Sid Gillman at San Diego, is hired by Oilers as defensive coordinator.

**March 15**—Oregon State assistant coach Sam Boghosian named special teams coach of the Houston Oilers.

**April 20**—NFL owners, meeting in New York, vote in sweeping rule changes designed to open up the game with more offense.

**April 30**—Oilers announce new location of training site at Sam Houston State University in Huntsville, located about 70 miles north of Houston. Training camp is tentatively schedule to begin July 6.

# OILERS ALL-TIME SCORES

## 1960

WON 10	LOST 4	TIED 0
HOU	OPP	
38 at Oakland	22 (W)	
38 Los Angeles	28 (W)	
13 Oakland	14 (L)	
27 New York	21 (W)	
20 Dallas	10 (W)	
42 at New York	28 (W)	
24 at Buffalo	25 (L)	
45 at Denver	25 (W)	
21 at Los Angeles	24 (L)	
20 Denver	10 (W)	
24 at Boston	10 (W)	
0 at Dallas	24 (L)	
31 Buffalo	23 (W)	
37 Boston	21 (W)	
379 Total Points	285	

## 1963

WON 6	LOST 8	TIED 0
HOU	OPP	
13 Oakland	24 (L)	
20 Denver	14 (W)	
17 at New York	24 (L)	
31 at Buffalo	20 (W)	
7 at Kansas City	28 (L)	
33 at Denver	24 (W)	
28 Buffalo	14 (W)	
28 Kansas City	7 (W)	
3 at Boston	45 (L)	
31 New York	27 (W)	
0 at San Diego	27 (L)	
28 Boston	46 (L)	
14 San Diego	20 (L)	
49 at Oakland	52 (L)	
302 Total Points	372	

## AFL Championship

24 Los Angeles	16 (W)
----------------	--------

## 1961

WON 10	LOST 3	TIED 1
HOU	OPP	
55 Oakland	0 (W)	
24 at San Diego	34 (L)	
21 at Dallas	26 (L)	
12 Buffalo	22 (L)	
31 at Boston	31 (T)	
38 Dallas	7 (W)	
28 at Buffalo	16 (W)	
55 at Denver	13 (W)	
27 Boston	15 (W)	
49 New York	13 (W)	
45 Denver	14 (W)	
33 San Diego	13 (W)	
48 at New York	21 (W)	
47 at Oakland	16 (W)	
513 Total Points	242	

## AFL Championship

10 at San Diego	3 (W)
-----------------	-------

## 1962

WON 11	LOST 3	TIED 0
HOU	OPP	
28 at Buffalo	23 (W)	
21 at Boston	34 (L)	
42 at San Diego	17 (W)	
17 Buffalo	14 (W)	
56 New York	17 (W)	
10 at Denver	20 (L)	
7 Dallas	31 (L)	
14 at Dallas	6 (W)	
28 at Oakland	20 (W)	
21 Boston	17 (W)	
33 San Diego	27 (W)	
34 Denver	17 (W)	
32 Oakland	17 (W)	
44 at New York	10 (W)	
387 Total Points	270	

## AFL Championship

17 Dallas	20 (L)
-----------	--------

(6 Quarters)

## 1964

WON 4	LOST 10	TIED 0
HOU	OPP	
21 at San Diego	27 (L)	
42 Oakland	28 (W)	
38 at Denver	17 (W)	
7 at Kansas City	28 (L)	
17 Buffalo	48 (L)	
21 at New York	24 (L)	
17 San Diego	20 (L)	
10 at Buffalo	24 (L)	
24 at Boston	25 (L)	
10 at Oakland	20 (L)	
19 Kansas City	28 (L)	
17 Boston	34 (L)	
33 New York	17 (W)	
34 Denver	15 (W)	
310 Total Points	355	

## 1965

WON 4	LOST 10	TIED 0
HOU	OPP	
27 New York	21 (W)	
31 Boston	10 (W)	
17 at Oakland	21 (L)	
14 at San Diego	31 (L)	
17 at Denver	28 (L)	
38 Kansas City	36 (W)	
19 at Buffalo	17 (W)	
21 Oakland	33 (L)	
21 Denver	31 (L)	
14 at New York	41 (L)	
21 at Kansas City	52 (L)	
18 Buffalo	29 (L)	
26 San Diego	37 (L)	
14 at Boston	42 (L)	
298 Total Points	429	

## 1966

WON 3	LOST 11	TIED 0
HOU	OPP	
45 Denver	7 (W)	
31 Oakland	0 (W)	
13 at New York	52 (L)	
20 at Buffalo	27 (L)	
38 at Denver	40 (L)	
24 New York	0 (W)	
13 Miami	20 (L)	
23 at Kansas City	48 (L)	
23 at Oakland	38 (L)	
21 at Boston	27 (L)	
20 Buffalo	42 (L)	
22 San Diego	28 (L)	
14 Boston	38 (L)	
28 at Miami	29 (L)	
335 Total Points	396	

## 1967

WON 9			LOST 4			TIED 1		
HOU		OPP.						
20	Kansas City	25	(L)					
20	at Buffalo	3	(W)					
3	at San Diego	13	(L)					
10	Denver	6	(W)					
28	at New York	28	(T)					
24	at Kansas City	19	(W)					
10	Buffalo	3	(W)					
7	at Boston	18	(L)					
20	at Denver	18	(W)					
27	Boston	6	(W)					
17	Miami	14	(W)					
7	Oakland	19	(L)					
24	San Diego	17	(W)					
41	at Miami	10	(W)					
<u>258</u>	Total Points	<u>199</u>						

### AFL CHAMPIONSHIP

7 at Oakland 40 (L)

## 1969

WON 6			LOST 6			TIED 2		
HOU		OPP.						
17	at Oakland	21	(L)					
17	at Buffalo	3	(W)					
22	Miami	10	(W)					
28	Buffalo	14	(W)					
0	at Kansas City	24	(L)					
17	at New York	26	(L)					
24	Denver	21	(W)					
0	at Boston	24	(L)					
31	Cincinnati	31	(T)					
20	at Denver	20	(T)					
32	at Miami	7	(W)					
17	San Diego	21	(L)					
26	New York	34	(L)					
27	Boston	23	(W)					
<u>278</u>	Total Points	<u>279</u>						

### AFL PLAYOFF GAME

7 at Oakland 56 (L)

## 1971

WON 4			LOST 9			TIED 1		
HOU		OPP.						
0	at Cleveland	31	(L)					
16	Kansas City	20	(L)					
13	New Orleans	13	(T)					
13	at Washington	22	(L)					
7	Detroit	31	(L)					
16	at Pittsburgh	23	(L)					
10	Cincinnati	6	(W)					
20	at New England	28	(L)					
21	at Oakland	41	(L)					
13	at Cincinnati	28	(L)					
24	Cleveland	37	(L)					
29	Pittsburgh	3	(W)					
20	at Buffalo	14	(W)					
49	San Diego	33	(W)					
<u>251</u>	Total Points	<u>330</u>						

## 1973

WON 1			LOST 13			TIED 0		
HOU		OPP.						
14	at N.Y. Giants	34	(L)					
10	at Cincinnati	24	(L)					
7	Pittsburgh	36	(L)					
26	Los Angeles	31	(L)					
20	Denver	48	(L)					
13	at Cleveland	42	(L)					
14	at Chicago	35	(L)					
31	at Baltimore	27	(W)					
13	Cleveland	23	(L)					
14	at Kansas City	39	(L)					
0	New England	32	(L)					
6	Oakland	17	(L)					
7	at Pittsburgh	33	(L)					
24	Cincinnati	27	(L)					

## 1968

WON 7			LOST 7			TIED 0		
HOU		OPP.						
21	Kansas City	26	(L)					
24	at Miami	10	(W)					
14	at San Diego	30	(L)					
15	Oakland	24	(L)					
7	Miami	24	(L)					
16	at Boston	0	(W)					
14	New York	20	(L)					
30	at Buffalo	7	(W)					
27	at Cincinnati	17	(W)					
7	at New York	26	(L)					
38	Denver	17	(W)					
10	at Kansas City	24	(L)					
35	Buffalo	6	(W)					
45	Boston	17	(W)					
<u>303</u>	Total Points	<u>248</u>						

## 1970

WON 3			LOST 10			TIED 1		
HOU		OPP.						
19	at Pittsburgh	7	(W)					
10	Miami	20	(L)					
20	at Cincinnati	13	(W)					
20	Baltimore	24	(L)					
3	Pittsburgh	7	(L)					
31	at San Diego	31	(T)					
0	at St. Louis	44	(L)					
9	at Kansas City	24	(L)					
20	San Francisco	30	(L)					
14	at Cleveland	28	(L)					
31	Denver	21	(W)					
10	Cleveland	21	(L)					
20	Cincinnati	30	(L)					
10	at Dallas	52	(L)					
<u>217</u>	Total Points	<u>352</u>						

## 1972

WON 1			LOST 13			TIED 0		
HOU		OPP.						
17	at Denver	30	(L)					
13	at Miami	34	(L)					
26	New York Jets	20	(W)					
0	Oakland	34	(L)					
7	at Pittsburgh	24	(L)					
17	Cleveland	23	(L)					
7	at Cincinnati	30	(L)					
0	at Philadelphia	20	(L)					
17	Philadelphia	18	(L)					
10	Green Bay	23	(L)					
20	at San Diego	34	(L)					
10	at Atlanta	20	(L)					
3	Pittsburgh	9	(L)					
17	Cincinnati	61	(L)					
<u>164</u>	Total Points	<u>380</u>						

## OILER CHAMPIONSHIP GAMES

Jeppesen Stadium—Houston, Texas

Sunday, January 1, 1961

HOUSTON 24, LOS ANGELES 16—Quarterback George Blanda passed 88 yards to halfback Billy Cannon to put the clincher on the game and give the Houston Oilers the first American Football League Championship in history, 24-14 over the Los Angeles Chargers before 32,000 fans at Jeppesen Stadium.

Los Angeles .....	6	3	7	0 — 16
HOUSTON .....	0	10	7	7 — 24

L.A.—Agajanian 38 field goal.  
 L.A.—Agajanian 22 field goal.  
 Hou—Smith, 17 pass from Blanda (Blanda kick).  
 Hou—Blanda 18 field goal.  
 L.A.—Agajanian 27 field goal.  
 Hou—Groman, 7 pass from Blanda (Blanda kick).  
 L.A.—Lowe, 2 run (Agajanian kick).  
 Hou—Cannon, 88 pass from Blanda (Blanda kick).

**Attendance: 32,000**

### Team Statistics

	OILERS	Chargers
First Downs .....	17	21
Net Yards Gained .....	401	333
Net Yards Rushing .....	100	162
Net Yards Passing .....	301	171
Passes .....	32-16-0	41-21-2
Punts .....	5-34.0	4-41.0
Fumbles—Lost .....	2-0	2-0
Yards Penalized .....	4-54	3-15

### Individual Statistics

#### Rushing

Oilers—Cannon 18 for 50, Smith 19 for 45, Hall 3 for 5.  
 Chargers—Lowe 21 for 165, Ferguson 4 for 11, Ford 2 for -5, Kemp 6 for -9.

#### Passing

Oilers—Blanda 16 of 31 for 301 yards, 3 TD; Cannon 0 of 1.  
 Chargers—Kemp 21 of 41 for 171 yards, 2 int.

#### Receiving

Oilers—Cannon 3 for 128, Hennigan 4 for 71, Smith 5 for 52, Groman 3 for 37, Carson 1 for 13.  
 Chargers—Kocourek 3 for 57, Norton 6 for 55, Womble 6 for 29, Ferguson 2 for 19, Flowers 1 for 6, Lowe 3 for 5.

## Balboa Stadium—San Diego, California

Sunday, December 24, 1961

HOUSTON 10, SAN DIEGO 3—The Houston Oilers captured their second straight American Football League Championship with a 10-3 triumph over the San Diego Chargers at Balboa Stadium in one of pro football's roughest contests of all-time. Thirteen players went to the sidelines with injuries. The only touchdown of the game was a 35-yard pass from George Blanda to Billy Cannon.

HOUSTON .....	0	3	7	0 — 10
San Diego .....	0	0	0	3 — 3

Hou—Blanda 46 field goal.  
 Hou—Cannon, 35 pass from Blanda (Blanda kick).  
 S.D.—Blair 12 field goal.

**Attendance: 29,556**

### Team Statistics

	OILERS	Chargers
First Downs .....	18	15
Net Yards Gained .....	256	256
Net Yards Rushing .....	96	79
Net Yards Passing .....	160	177
Passes .....	41-18-6	32-17-4
Punts .....	4-41.5	6-33.3
Fumbles—Lost .....	5-1	2-2
Yards Penalized .....	5-68	10-106

### Individual Statistics

#### Rushing

Oilers—Tolar 16 for 52, Cannon 15 for 48, Blanda 2 for -4.  
 Chargers—Roberson 8 for 37, Lowe 5 for 30, Lincoln 3 for 7, Kemp 4 for 5.

#### Passing

Oilers—Blanda 18 of 40 for 160 yards, 5 int, 1 TD; Groman 0 of 1, 1 int.  
 Chargers—Kemp 17 of 32 for 226 yards, 4 int.

**Receiving**

Oilers—Cannon 5 for 53, Hennigan 5 for 43, Groman 3 for 32, McLeod 1 for 20, Dewveall 2 for 10, Tolar 2 for 2.

Chargers—Kocourek 7 for 123, Norton 3 for 48, Flowers 2 for 17, Roberson 1 for 11, Lowe 1 for 10, Scarpitto 1 for 9, Hayes 1 for 5, Lincoln 1 for 3.

**Jeppesen Stadium—Houston, Texas  
Sunday, December 23, 1962**

DALLAS 20, HOUSTON 17—The Dallas Texans used a 25-yard field goal by Tommy Brooker to end the longest game in pro football history in the sixth quarter and defeat the Houston Oilers, 20-17 to win the American Football League Championship. The regulation game ended 17-17 after the Oilers had erased a 17-0 Dallas halftime lead. The game lasted two hours and 54 minutes.

Dallas	..... 3	14	0	0	0	3 — 20
HOUSTON	..... 0	0	7	10	0	0 — 17

Dal—Brooker 16 field goal.  
Dal—Haynes, 28 pass from Dawson (Brooker kick).  
Dal—Haynes, 2 run (Brooker kick).  
Hou—Dewveall, 15 pass from Blanda (Blanda kick).  
Hou—Blanda 31 field goal.  
Hou—Tolar 1 run (Blanda kick).  
Dal—Brooker 25 field goal.

**Attendance: 37,981  
Team Statistics**

	OILERS	Texans
First Downs	..... 21	19
Net Yards Gained	..... 359	237
Net Yards Rushing	..... 98	199
Net Yards Passing	..... 261	88
Passes	..... 46-23-5	14-9-0
Punts	..... 3-39.3	8-31.2
Fumbles—Lost	..... 0-0	2-1
Yards Penalized	..... 6-50	6-42

**Individual Statistics  
Rushing**

Oilers—Tolar 17 for 58, Cannon 11 for 37, Smith 2 for 3.  
Texans—Spikes 11 for 77, McClinton 24 for 70, Haynes 14 for 26, Dawson 5 for 26.

**Passing**

Oilers—Blanda 23 of 46 for 261 yards, 5 int, 1 TD.  
Texans—Dawson 9 of 14 for 88 yards, 1 TD.

**Receiving**

Oilers—Dewveall 6 for 95, McLeod 5 for 70, Cannon 6 for 54, Hennigan 3 for 37, Tolar 1 for 8, Smith 1 for 6, Jamison 1 for -9.  
Texans—Haynes 3 for 45, Arbanas 2 for 21, Spikes 2 for 24, McClinton 1 for 4, Bishop 1 for -6.

**Oakland Coliseum—Oakland, California  
Sunday, December 31, 1967**

OAKLAND 40, HOUSTON 7—The Oakland Raiders ended the Houston Oilers Cinderella story with a 40-7 walloping in the American Football League Championship Game. Houston had become the first team in history to go from the cellar to a division title in one season and it was accomplished with fifteen rookies on the squad.

HOUSTON	..... 0	0	0	7 — 7
Oakland	..... 3	14	10	13 — 40

Oak—Blanda 37 field goal.  
Oak—Dixon, 69 run (Blanda kick).  
Oak—Kocourek, 17 pass from Lamonica (Blanda kick).  
Oak—Lamonica, 1 run (Blanda kick).  
Oak—Blanda 40 field goal.  
Oak—Blanda 42 field goal.  
Hou—Frazier, 5 pass from Beathard (Wittenborn kick).  
Oak—Blanda 36 field goal.  
Oak—Miller, 12 pass from Lamonica (Blanda kick).

**Attendance: 53,330  
Team Statistics**

	OILERS	Raiders
First Downs	..... 11	18
Net Yards Gained	..... 146	364
Net Yards Rushing	..... 38	263
Net Yards Passing	..... 108	101
Passes	..... 25-15-1	26-10-0
Punts	..... 11-38.5	4-44.3
Fumbles—Lost	..... 4-2	0-0
Yards Penalized	..... 7-45	4-69



## CHAMPIONSHIP STATS

*Continued*

### Individual Statistics

#### Rushing

Oilers—Granger 14 for 19, Campbell 6 for 15, Blanks 1 for 6, Beathard 1 for -2.

Raiders—Dixon 21 for 144, Banaszak 15 for 116, Lamonica 5 for 22, Biletnikoff 1 for -10, Todd 4 for -8, 2 for -1.

#### Passing

Oilers—Beathard 15 of 35 for 142 yards, 1 int, 1 TD.

Raiders—Lamonica 10 of 24 for 111 yards, 2 TD; Blanda 0 of 2.

#### Receiving

Oilers—Frazier 7 for 81, Reed 4 for 60, Taylor 1 for 6, Campbell 2 for 5, Granger 1 for -10.

Raiders—Miller 3 for 32, Cannon 2 for 31, Biletnikoff 2 for 19, Kocourek 1 for 17, Dixon 1 for 8, Banaszak 1 for 4.

## OILER LEADERS BY YEARS

### PASSING

Year	Player	Att	Comp	Yards	Pct.	Int	TD	Avg. League	
								Att.	Rank
1960	George Blanda	363	169	2413	.466	22	25	6.7	7
1961	George Blanda	362	187	3330	.517	22	36	9.2	1
1962	George Blanda	418	197	2810	.471	42	27	6.7	4
1963	George Blanda	423	224	3003	.529	25	24	7.0	5
1964	George Blanda	505	262	3282	.519	27	17	6.4	3
1965	George Blanda	442	186	2542	.421	30	20	5.8	8
1966	George Blanda	271	122	1764	.450	21	17	6.4	5
1967	Pete Beathard	231	94	1114	.407	14	9	4.8	9
1968	Pete Beathard	223	105	1559	.471	16	7	6.9	8
1969	Pete Beathard	370	180	2455	.486	21	10	6.4	8
1970	Charley Johnson	281	144	1652	.512	12	7	5.9	10
1971	Dan Pastorini	270	127	1702	.470	21	7	6.3	12
1972	Dan Pastorini	299	144	1711	.482	11	7	5.7	12
1973	Dan Pastorini	290	154	1482	.531	17	5	5.11	11

### RUSHING

Year	Player	TC	Yards	Avg.	LG	League	
						TD	Rank
1960	Billy Cannon	152	644	4.2	39	1	3
1961	Billy Cannon	200	948	4.7	61	6	1
1962	Charles Tolar	244	1012	4.1	25	7	3
1963	Charles Tolar	194	659	3.4	33	3	6
1964	Sid Blanks	145	756	5.2	91	6	4
1965	Ode Burrell	130	528	4.1	63	3	9
1966	Ode Burrell	122	406	3.3	45	0	11
1967	Hoyle Granger	236	1194	5.1	67	6	2
1968	Hoyle Granger	202	848	4.2	47	7	4
1969	Hoyle Granger	186	740	4.0	23	3	3
1970	Joe Dawkins	124	517	4.2	49	2	14
1971	Robert Holmes	112	323	2.9	31	4	26
1972	Fred Willis	134	461	3.4	43	0	24
1973	Fred Willis	171	579	3.4	25	4	16

### RECEIVING

Year	Player	Yards	Avg.	TD	LG	League	
						Rank	
1960	Bill Groman	72	1473	20.5	12	80	2
1961	Charles Hennigan	82	1746	21.3	12	80	2
1962	Charles Hennigan	54	867	16.1	8	75	6
1963	Charles Hennigan	61	1051	17.2	10	83	3
1964	Charles Hennigan	101	1561	15.5	8	53	1
1965	Ode Burrell	55	650	11.8	4	52	4
1966	Charles Frazier	57	1129	19.8	12	79	4
1967	Hoyle Granger	31	300	9.6	3	43	17
1968	Alvin Reed	46	747	16.2	5	60	9
1969	Alvin Reed	51	664	13.0	2	43	4
1970	Alvin Reed	47	604	12.9	2	34	4
1971	Charlie Joiner	31	681	22.0	7	70	22
	Jim Beirne	38	550	14.5	1	40	16
1972	Fred Willis	45	297	6.6	2	27	7
1973	Fred Willis	57	371	6.5	1	50	1

# HOUSTON OILERS ALL-TIME DRAFT LISTS

## 1960

Player	Pos.	School	Status
Peter Arena	G	Northwestern	OILERS
Dick Bass	HB	College of Pacific	Rams
William Bohler	T	St. Ambrose	OILERS
Larry Cadwell	T	Louisville	OILERS
BILLY CANNON	HB	LOUISIANA STATE	OILERS
DOUG CLINE	LB	CLEMSON	OILERS
DeJustice Coleman	HB	Illinois	
Bob Crandall	HB	New Mexico	OILERS
Cleatus Drinnon	C	Hardin-Simmons	OILERS
John Gremer	G	Illinois	
George Herring	T	North Texas State	
Don Hitt	C	Oklahoma State	OILERS
Steve Johnson	QB	Pepperdine	OILERS
John Lands	E	Montana	Eagles
JACKY LEE	QB	CINCINNATI	OILERS
Bruce Maher	HB	Detroit	Lions
Don Mattson	T	Southern California	
Mike McGee	G	Duke	Cardinals
Hugh McInnis	E	Mississippi State	Cardinals
Max Messner	T	Cincinnati	Lions
George Mulholland	E	New Mexico State	OILERS
Gary O'Steen	HB	Alabama	
Gene Prebola	E	Boston University	Raiders
Palmer Pyle	T	Michigan State	Colts
William Roach	T	Texas Christian	OILERS
Robert Simms	E	Rutgers	Giants
Phillip Snowden	QB	Missouri	OILERS
Don Underwood	T	McNeese State	
Duane Whetstone	FB	George Washington	
BOB WHITE	FB	OHIO STATE	OILERS
Maury Youmans	T	Syracuse	Bears

## Secondary Selections

Clair Branch	RB	Texas-Austin	OILERS
Dave Chamberlain	HB	Miami (Ohio)	
Stan Fanning	DE	Idaho	Bears
Don Cochran	T	Alabama	
Jim Glasgow	T	Jackson State	
Dave Graham	E	Virginia	Eagles
Bob Haas	HB	Missouri	OILERS
Lowell Hughes	QB	Kent State	
Dale Johannson	T	Augustana	OILERS
Jim Marshall	DT	Ohio State	Browns
RON MORRISON	T	NEW MEXICO	OILERS
Jerry Muennink	C	Texas-Austin	DNP
Paul Oglesby	T	UCLA	OILERS
John Peppercorn	E	Kansas	OILERS
Bob Peterson	C	Oregon	
BOB TALAMINI	G	KENTUCKY	OILERS
Bob Towns	E	Georgia	OILERS
Bob Wasden	E	Auburn	
Jim Welch	HB	Southern Methodist	Colts
Jim Wolff	HB	Panhandle A&M	OILERS

## 1961

Round	Player	Pos.	School	Status
1	Mike Ditka	E	Pittsburgh	Bears
2	TOM GOODE	C	MISSISSIPPI STATE	OILERS
3	WALTER SUGGS	T	MISSISSIPPI STATE	OILERS
4	Bobby Walden	HB	Georgia	Vikings
5	Monte Lee	LB	Texas-Austin	Cardinals
6	Jake Gibbs	QB	Mississippi	Baseball
7	Dick Reynolds	T	North Carolina State	OILERS
8	Houston Antwine	G	Southern Illinois	Lions
9	Ralph White	T	Bowling Green	OILERS
10	Charles Lee	C	Iowa	Steelers
11	Robert Bird	G	Bowling Green	OILERS
12	BOB McLEOD	E	ABILENE CHRISTIAN	OILERS
13	Gerald Hinton	G	Louisiana Tech	Canada
*14	Jimmy King	T	Clemson	Cardinals
15	Dennis Ferriter	C	Marquette	
16	Larry Wood	HB	Northwestern	Canada
17	Sam Fewell	T	South Carolina	Bears
18	Mike Grimsley	HB	Michigan State	Colts
19	Myron Pearson	HB	Colorado State	
20	Lewis Johnson	HB	Florida A&M	Packers
*21	Ron Miller	QB	Wisconsin	Rams
22	BOB KELLY	E	NEW MEXICO STATE	OILERS
*23	James Anderson	FB	Mississippi	49ers
24	Ken Gregory	E	Whittier	OILERS
*25	Jack Kreider	HB	Tulsa	
*26	Don Fuell	QB	Mississippi Southern	OILERS

27	Boyd King	C	Rice	Cowboys
*28	JOHN FRONGILLO	C	BAYLOR	OILERS
29	Tom Lewis	E	Lake Forest	OILERS
29a	Errol Linden	DE	Houston	Lions
30	Jim Stroud	T	Rice	OILERS

\*—Future Choices

## 1962

Round	Player	Pos.	School	Status
1	Ray Jacobs	DT	Howard Payne	OILERS
2	Earl Gros	FB	Louisiana State	Packers
3	Pete Case	T	Georgia	Eagles
4	GARY CUTSINGER	DE	OKLAHOMA STATE	OILERS
4a	Choice to San Diego			
5	Bill Rice	E	Alabama	OILERS
6	Ray Pinion	G	Texas Christian	OILERS
7	Gus Gonzales	G	Tulane	OILERS
8	Clyde Brock	DT	Utah State	Bears
9	LARRY ONESTI	LB	NORTHWESTERN	OILERS
10	Bob Moses	E	Texas-Austin	Cowboys
11	John Thomas	G	McMurry	OILERS
12	Jack Collins	HB	Texas-Austin	Steelers
13	Royce Cassell	E	New Mexico State	
*14	Glynn Griffing	QB	Mississippi	Giants
15	Ken Shaffer	T	Marquette	
16	Billy Ray Adams	FB	Mississippi	49ers
17	BILL MILLER	DT	NEW MEXICO HIGHLANDS	OILERS
18	Art Perkins	HB	North Texas State	Cowboys
19	BOBBY JANCIAK	DB	LAMAR TECH	OILERS
20	Joe Bob Isbell	G	Houston	Cowboys
21	Roland Jackson	FB	Rice	Cardinals
22	Ken Bolin	HB	Houston	OILERS
23	Bill Van Buren	C	Iowa	
24	Boyd Melvin	T	Northwestern	
25	Bob Johnson	T	Rice	DNP
*26	Harold Hays	G	Mississippi Southern	Cowboys
27	Roger McFarland	HB	Kansas	
*28	Gary Henson	E	Colorado	Eagles

\*—Future choices.

## 1963

Round	Player	Pos.	School	Status
1	DANNY BRABHAM	LB	ARKANSAS	OILERS
2	Don Estes	T	Louisiana State	Cardinals
3	Jerry Cook	HB	Texas-Austin	OILERS
4	Lee Roy Caffey	LB	Texas A&M	Eagles
4a	Jerry Hopkins	C	Texas A&M	OILERS
5	Homer Jones	RB	Texas Southern	OILERS
5a	Don Chuy	T	Clemson	Rams
6	Lionel Aldridge	DE	Utah State	Packers
7	JOHNNY BAKER	LB	MISSISSIPPI STATE	OILERS
8	Jim Burson	HB	Auburn	Cardinals
9	Ed Burke	T	Notre Dame	OILERS
10	Choice to Denver			
11	Tom Brown	G	Pittsburgh	
11a	Choice to Boston			
12	Choice to Oakland			
13	Choice to Oakland			
13a	Dennis Ward	G	Oklahoma	OILERS
*14	DON TRULL	QB	BAYLOR	OILERS
15	No choice			
*16	Rex Benson	T	Miami	Rams
17	Jerry Griffin	E	Louisiana Tech	
18	Paul Lea	HB	Oklahoma	OILERS
19	Bob Hoover	HB	Florida	Vikings
20	Wayne Lee	C	Oklahoma	
*21	STALEY FAULKNER	T	TEXAS-AUSTIN	OILERS
22	Sam Byer	LB	Texas A&M	DNP
23	Gene Raesz	E	Rice	Canada
24	Bob Burton	T	Grambling	
25	Gary Kaltenbach	T	Pittsburgh	Vikings
*26	Dave Thiesen	HB	Nebraska	Rams
*27	Al Hildebrand	T	Stanford	OILERS
*28	Tim Stein	C	Miami (Ohio)	
*29	Oliver Ross	T	West Texas State	49ers

\*—Future choices

## 1964

Round	Player	Pos.	School	Status
1	SCOTT APPLETON	DT	TEXAS-AUSTIN	OILERS
2	Charley Taylor	HB	Arizona State	Redskins
2a	Billy Truax	E	Louisiana State	Browns
3	Bobby Crenshaw	G	Baylor	Oilers

4	ODE BURRELL	HB	MISSISSIPPI STATE	OILERS
5	John Varnell	DT	West Texas State	OILERS
5a	SID BLANKS	HB	TEXAS A&I	OILERS
6	Dave Wilcox	DE	Oregon	49ers
7	Choice to Denver			
8	Ezell Seals	HB	Prairie View	OILERS
9	Jerry Burton	HB	Northwest Louisiana	Rams
10	SAMMY ODOM	LB	NORTHWEST LOUISIANA	OILERS
11	Owen Dejanovich	G	Arizona State	OILERS
12	BENNY NELSON	DB	ALABAMA	OILERS
13	Choice to Kansas City			
*14	Ken Henson	C	Texas Christian	Rams
*15	Pat Crain	FB	Clemson	Bears
16	Bill Munson	QB	Utah State	Rams
*17	Dick Leeuwenburg	T	Stanford	Bears
*18	Bob Nichols	T	Stanford	Steelers
19	Carl Robinson	T	Prairie View	Vikings
20	PETE JAQUESS	DB	EASTERN NEW MEXICO	OILERS
*21	Jerry Cole	E	Southwest Texas	OILERS
*22	Ed Kessler	FB	North Carolina	Steelers
*23	Jim Whitehead	T	Georgia	Bears
*24	John Garrett	LB	Oklahoma	Rams
*25	Dick Bowe	T	Rice	Eagles
*26	Alex Zenko	T	Kent State	Packers

## 1965

Round	Player	Pos.	School	Status
1	LAWRENCE ELKINS	E	BAYLOR	OILERS
2	Malcolm Walker	C	Rice	Cowboys
2a	Ralph Neely	T	Oklahoma	Cowboys
3	Ernie Koy	HB	Texas-Austin	Giants
4	BOBBY MAPLES	LB	BAYLOR	OILERS
5	Frank Molden	T	Jackson State	Steelers
6	Dennis Murphy	T	Florida State	Bears
7	No choice			
8	Ray Ogden	HB	Alabama	Cardinals
8a	Ray Hilton	LB	Jackson State	Colts
9	GEORGE KINNEY	DT	WILEY	OILERS
10	MAXIE WILLIAMS	G	SOUTHEAST LOUISIANA	OILERS
11	Traded to Oakland			
12	Bob Reed	G	Tennessee State	Redskins
13	Bob Felts	HB	Florida A&M	Colts
14	NORMAN EVANS	T	TEXAS CHRISTIAN	OILERS
15	Tony Guillory	LB	Lamar Tech	Rams
16	Junior Coffey	RB	Washington	Packers
17	Jim Grisham	FB	Oklahoma	Vikings
18	Russ Mundy	FB	West Texas State	OILERS
18a	Russell Wayt	LB	Rice	Cowboys
19	Frank Fox	T	Sam Houston State	OILERS
20	Gus Brezina	G	Houston	

## 1965 Redshirts

Round	Player	Pos.	School	Status
1	Donny Anderson	HB	Texas Tech	Packers
2	GLEN RAY HINES	T	ARKANSAS	OILERS
3	Mike Shinn	E	Kansas	Packers
4	Ollie Cordill	QB	Memphis State	Browns
5	Jerry Crumpler	T	Missouri	
6	Traded to Oakland			
7	Leo Lowery	FB	Texas Tech	OILERS
8	Len Sears	T	South Carolina	OILERS
9	Tom Bleick	HB	Georgia Tech	Colts
10	George Hafner	QB	McNeese State	Colts
*11	Bill Anderson	QB	Tulsa	Rams
12	Harlan Lane	E	Baylor	Cardinals

\*—Traded to Miami for rights to Ron Caveness, LB, Arkansas and signed Caveness.

## 1966

Round	Player	Pos.	School	Status
1	Tommy Nobis	LB	Texas-Austin	Falcons
2	Stan Hindman	G	Mississippi	49ers
3	GEORGE RICE	DT	LOUISIANA STATE	OILERS
4	GEORGE ALLEN	T	WEST TEXAS STATE	OILERS
5	HOYLE GRANGER	FB	MISSISSIPPI STATE	OILERS
6	Dave Long	E	Iowa	Cardinals
7	Hartwell Menefee	DB	New Mexico State	OILERS
8	Dan Bland	DB	Mississippi State	49ers
9	Dick Suffell	DB	Southwest Texas	OILERS
10	Wilbur Aylor	G	Southwest Texas	OILERS
11	MONTY LEDBETTER	E	NORTHWEST LOUISIANA	OILERS
12	Harry Day	E	Memphis State	OILERS
13	Fred Zimmerman	LB	Toledo	Falcons
14	Butch Lince	T	North Dakota	Eagles

15	Tommy Dillard	T	Austin Peay	OILERS
16	Steve Smith	E	Michigan	49ers
17	Lyle Loebach	T	Simpson	49ers
18	Ed Buzzell	QB	Ottawa	OILERS
19	Frank Fuller	T	Drake	OILERS
20	Dave Odegaard	T	Bemidji State	OILERS

## 1966 Redshirts

Round	Player	Pos.	School	Status
1	Tom Fisher	LB	Tennessee	Deceased
2	Tim Van Galder	QB	Iowa State	Cardinals
3	Ralph Dunlop	T	Baylor	Lions
4	Bill Davis	QB	Lamar Tech	Rams
5	Richard Glover	T	Virginia State	
6	John Gary	T	Grambling	Colts
7	Clyde Pettaway	T	No. Carolina A&T	
8	Roger Marshall	QB	Baylor	DNP
9	Lee Garner	LB	Mississippi	Colts
10	Dan Goich	T	California	Cardinals
11	Charles Arkwright	T	Georgia	OILERS

## 1967

Round	Player	Pos.	School	Status
1	GEORGE WEBSTER	LB	MICHIGAN STATE	STARTER (All-Pro)
1a	TOM REGNER	G	NOTRE DAME	STARTER
2	BOB DAVIS	QB	VIRGINIA	SQUAD
2a	ROY HOPKINS	RB	TEXAS SOUTHERN	SQUAD
3	LARRY CARWELL	CB	IOWA STATE	SQUAD
4	CAREL STITH	DT	NEBRASKA	SQUAD
5	PETE JOHNS	S	TULANE	SQUAD
5a	WILLIE PARKER	DT	ARKANSAS AM&N	STARTER
5b	ZEKE MOORE	CB	LINCOLN	SQUAD
6	PETE BARNES	LB	SOUTHERN	SQUAD
7	ED CARRINGTON	TE	VIRGINIA	SIGNED LATE (Cab)
8	JOHNNY BRUNSON	RB	BENEDICT	INJURED (Cab)
8a	Sharon Washington	WR	Northeast Missouri	Cut
9	KEN HOUSTON	S	PRAIRIE VIEW	STARTER
10	WOODY CAMPBELL	RB	NORTHWESTERN	STARTER
10a	Tim Sheehan	C	Stanford	Cut
11	Harold Decker	DE	Kalamazoo	Cut
12	Traded to Buffalo			
13	Traded to Buffalo			
14	Henry Hailstock	G	Lincoln	Cut
15	MARVIN McQUEEN	LB	MISSISSIPPI ARMY	(Cut in '68)
16	Rex Keeling	K	Samford	Cut
17	Larry Lee	WR	Texas A&M	DNP

## 1968

Round	Player	Pos.	School	Status
1	Traded to Kansas City			
2	MAC HAIK	WR	MISSISSIPPI	STARTER
3	ELVIN BETHEA	DE	NO. CAROLINA A&T	STARTER
4	JIM BEIRNE	WR	PURDUE	STARTER
5	Bob Longo	TE	Pittsburgh	Cut
6	Traded to Cincinnati			
7	Paul Toscano	DB	Wyoming	Cut
8	Traded to New York			
9	BOB ROBERTSON	T	ILLINOIS	SQUAD
9a	Traded to Miami			
10	JOE PEACE	LB	LOUISIANA TECH	(Cab)
10a	TOM DOMRES	DT	WISCONSIN	STARTER
11	BILL HALLEY	TE	LA VERNE	INJURED (Cab)
12	Barry Lischner	RB	Missouri	Cut
13	JIM DOUSAY	RB	LOUISIANA STATE	INJURED (Cab)
14	RICH STOTTER	LB	HOUSTON	SQUAD
15	Traded to San Diego			
16	BOB SMITH	S	MIAMI (Ohio)	SQUAD
17	BILLY ALSBROOK	DB	NO. CAROLINA COLLEGE ARMY	

## 1969

Round	Player	Pos.	School	Status
1	RON PRITCHARD	LB	ARIZONA STATE	SQUAD
2	JERRY LE VIAS	WR	SOUTHERN METHODIST	STARTER
3	ELBERT DRUNGO	T	TENNESSEE STATE	SQUAD
3a	RICH JOHNSON	RB	ILLINOIS	SQUAD
4	CHARLIE JOINER	WR	GRAMBLING	SQUAD
4a	ROY GERELA	Ki	NEW MEXICO STATE	STARTER
5	JOHNNY PEACOCK	S	HOUSTON	STARTER

6	Willie Grate	WR	South Carolina State	Cut
7	MIKE RICHARDSON	RB	SOUTHERN METHODIST SQUAD	
8	GLENN WOODS	DT	PRAIRIE VIEW SQUAD (Cab)	
9	ED WATSON	LB	GRAMBLING SQUAD (Cab)	
10	Joe Pryor	TE	Boston College	Cut
10a	BOB NAPONIC	QB	ILLINOIS	CAB
11	Terry May	DE	Southern Methodist	Cut
12	George Resley	DT	Texas A&M	Cut
13	Richard Pickens	RB	Tennessee	Cut
14	Roy Don Reeves	DB	South Carolina	Cut
15	John Tyszkiewicz	G	Chattanooga	DNP
16	LOYD WAINSCOTT	LB	TEXAS-AUSTIN	SQUAD
17	HANK AUTRY	C	SOUTHERN MISSISSIPPI	SQUAD

## 1970

Round	Player	Pos.	School	Status
1	DOUG WILKERSON	G	NO. CAROLINA CENTRAL	
2	LEO BROOKS	DT	TEXAS-AUSTIN	SQUAD
2a	Bill Dusenbery	RB	J. C. Smith	Cut
3	Traded to Cleveland			
4	SPIKE JONES	P	GEORGIA	STARTER
5	RON SAUL	G	MICHIGAN STATE	SQUAD
5a	Ed Duley	DT	Northern Arizona	Cut
6	BENNY JOHNSON	CB	J. C. SMITH	SQUAD
7	Charles Olson	S	Concordia (Minn)	Cut
8	Mike McClish	T	Wisconsin	DNP
9	CHARLES BLOSSOM	DE	TEXAS SOUTHERN	CAB
10	JOE DAWKINS	RB	WISCONSIN	STARTER
11	Robert Morris	C	Duke	Cut
12	Richard Dawkins	TE	J. C. Smith	Cut
13	JESS LEWIS	LB	OREGON STATE	SQUAD
14	Claire Rasmussen	T	Wisconsin St. (Osh)	Cut
15	Dave Sharp	T	Stanford	Cut
16	No Choice			
17	Julian Fagan	P	Mississippi	Cut

## 1971

Round	Player	Pos.	School	Status
1	DAN PASTORINI	QB	SANTA CLARA	STARTER
2	Traded to New Orleans			
3	LYNN DICKEY	QB	KANSAS STATE	SQUAD
4	Larron Jackson	T	Missouri	Traded to Denver
5	WILLIE ARMSTRONG	RB	GRAMBLING	INJURED (Cab)
6	WILLIE ALEXANDER	CB	ALCORN A&M	STARTER
7	PHIL CROYLE	LB	CALIFORNIA (Berk)	SQUAD
7a	Larry Watson	T	Morgan State	Cut
8	Traded to Denver			
9	FLOYD RICE	LB	ALCORN A&M	PART-TIME STARTER
10	Russell Price	DE	No. Carolina Central	
11	MACON HUGHES	WR	RICE	Traded to Miami
12	John Thompson	G	Minnesota	INJURED (Cab)
13	Joe Hoing	G	Arkansas Tech	Cut
14	Dick Adams	DB	Miami (Ohio)	Cut
15	ANDY HOPKINS	RB	S. F. AUSTIN	SQUAD
16	Moses Denson	RB	Maryland State	Canada
17	Calvin Fox	LB	Michigan State	Cut

## 1972

Round	Player	Pos.	School	Status
1	GREG SAMPSON	DT	Stanford	Squad
2	Traded to New Orleans for Mike Tilleman			
3	LEWIS JOLLEY	RB	North Carolina	Squad
3A	SOLOMON FREELON	G	Grambling	Starter
	(From Kansas City)			
4	Traded to St. Louis for Dave Olerich			
5	Traded to Denver for Cleo Johnson			
6A	Joe Bullard	DB	Tulane	Cut
6B	Elmer Allen	G	Mississippi	Cut
7	Eric Hutchinson	DB	Northwestern	Cut
8	GUY ROBERTS	LB	Maryland	Squad
9	Willie Postler	T	Montana	Canada
10A	RHETT DAWSON	WR	Florida State	Squad
10B	Jim Butler	TE	Tulsa	Cut
11	Ron Evans	T	Baylor	Did not play
12	WILLIE RODGERS	RB	Jackson State	Squad
13	Willie Roberts	DB	Houston	Cut
14	Gary Crockett	C	Lamar University	Cut
15	Traded to Pittsburgh for Worthy McClure			
16	GUY MURDOCK	C	Michigan	Starter
17	Kelly Cochrane	QB	Miami (Fla)	Cut

## 1973

Round	Player	Pos	College	Status
1	JOHN MATUSZAK	DT	Tampa	Starter
1a	GEORGE AMUNDSON	RB	Iowa State	Squad
(from Atlanta for Mike Tilleman)				
2	Trade to New Orleans for Mike Tilleman			
3	Trade to Baltimore for Bill Curry			
4	GREG BINGHAM	LB	Purdue	Starter
5	EDESEL GARRISON	WR	Southern Calif.	Cut
6	RON MAYO	TE	Morgan State	Squad
7	SHELBY JORDAN	T	Washington-St.L.	Cut
8	JOE BLAHAK	DB	Nebraska	Starter
9	MARK WILLIAMS	Ki	Rice	Cut
10	DARREL VAUGHAN	DT	Northern Colorado	Cut
11	LARRY EAGLIN	CB	S. F. Austin	Squad
12	BRAD LYMAN	WR	UCLA	Injured
13	WILLIE MARTIN	G	Northeastern Okla.	Cut
14	RON LOU	C	Arizona State	Squad
15	ROGER GOREE	LB	Baylor	Cut
16	TIM DAMERON	WR	East Carolina	Cut
17	RANDY BRABAND	LB	Texas-Austin	Cut

## 1974

Round	Player	Pos	Hgt	Wgt	Age	College
1	Trade to Dallas for Tody Smith and Billy Parks					
2	Trade to Buffalo for Al Cowlings					
3	Trade to Dallas for Tody Smith and Billy Parks					
4	STEVE MANSTEDT	LB	6-1	214	22	Nebraska
5	Trade to Washington for Alvin Haymond					
6	Trade to New Orleans for James Ford					
6b	BOOKER BROWN	G	6-1	275	21	USC
(from Los Angeles for Bob Crum)						
7	LEONARD FAIRLEY	DB	5-11	192	23	Alcorn A&M
8	MIKE McCOY	DB	5-11	175	22	Western Kentucky
9	Trade to New England for Steve Kiner					
10	Trade to New Orleans for James Ford					
11	STEVE TAYLOR	C	6-4	224	23	Auburn
12	RICKEY BROWN	LB	6-2	232	22	Florida
13	DAN DIXON	G	6-1	256	23	Boise State
14	Trade to Buffalo for Levert Carr					
15	BILLY JOHNSON	Sp	5-8	170	22	Widener College
16	MATTHEW WILLIAMS	RB	5-9	204	23	NE Louisiana
17	BILL HEDGE	T	6-4	252	22	NW Missouri St.

## PLAYERS BY SCHOOLS, 1960-73

- 11—Texas Southern
- 9—Houston; Baylor
- 6—Northwest Louisiana; Texas-Austin; Notre Dame; Grambling; Texas Christian.
- 5—Prairie View; Mississippi State.
- 4—Purdue; Arkansas; Clemson; New Mexico State; S. F. Austin; Lamar Tech; Illinois; Tulsa; Nebraska; USC; Auburn; Florida.
- 3—Southern; Northwestern; Texas Tech; Wisconsin; Kansas State; Southern Methodist; Texas A&M; Rice; Michigan State; Florida State; Arizona State; Alcorn A&M.
- 2—Missouri; New Mexico Highlands; Ohio State; Southern Mississippi; Oklahoma State; UCLA; Kentucky; Louisiana State; Virginia; Georgia; Howard Payne; Alabama; Idaho; Arkansas AM&N; Jackson State; Colorado State; Tulane; Bishop; Kentucky State; Stanford; J. C. Smith; Lincoln; Mississippi; Cincinnati.
- 1—Wylie; Penn Military; Oregon State; Drake; Santa Clara; Maryland; Southern Illinois; Minnesota; Miami (Ohio); Ripon; Huston-Tillotson; Montana; Colorado; East Texas State; Arkansas State; North Carolina Central; Southeast Louisiana; Southeast Missouri; North Park College; Abilene Christian; West Texas State; Western Illinois; Austin College; East Carolina; North Carolina A&T; Wyoming; Fresno State; Texas A&I; Occidental; Iowa State; Bakersfield JC; San Francisco; New Mexico; McMurry; California-Berk.; The Citadel; Tennessee State; Wichita State; Norfolk State; Tennessee; Miami (Fla.); Heidelberg; Duke; Pittsburgh; Colgate; Eastern New Mexico; Texas-Arlington; Lafayette; North Central State; Florida A&M; North Carolina; Portland State; Michigan; Indiana State-Pa.; Boston College; Western Kentucky; Boise St.; Widener College; Northeast Louisiana; NW Missouri State.

## HOUSTON OILERS' ALL-TIME ROSTER 1960 through 1973

PLAYER	POS.	SCHOOL	YEARS AS OILER
Aldridge, Allen	DE	Prairie View	1971-72 (2)
Alexander, Willie	CB	Alcorn A&M	1971-73 (3)
Allen, Dalva	DE	Houston	1960-61 (2)
Allen, George	DT	West Texas State	1966-67 (2)
Alston, Mack	TE	Maryland St.	1973 (1)
Amundson, George	RB	Iowa St.	1973 (1)
Anderson, Billy	QB	Tulsa	1967 (1)
Appleton, Scott	DT	Texas-Austin	1964-66 (3)
Atchason, Jack	E	Western Illinois	1960 (1)
Atkins, Bob	CB	Grambling	1970-73 (4)
Autry, Hank	C	So. Mississippi	1969-70 (2)
Babb, Gene	LB	Austin College	1962-63 (2)
Baker, Johnny	LB	Mississippi State	1963-66 (4)
Baker, Ed	QB	Lafayette	1972 (1)
Banfield, Tony	CB	Oklahoma State	1960-65 (6)
Barnes, Pete	LB	Southern University	1967-68 (2)
Bass, Glenn	WR	East Carolina	1967-68 (2)
Beathard, Pete	QB	So. California	1967-69 (3)
Beams, Byron	DT	Notre Dame	1961 (1)
Beck, Braden	Ki	Stanford	1971 (1)
Beirne, Jim	WR	Purdue	1968-73 (6)
Belotti, George	C	So. California	1960-61 (2)
Berger, Bruce	DT	UCLA	1971 (1)
Bethea, Elvin	DE	No. Carolina A&T	1968-73 (6)
Billingsley, Ron	DT	Wyoming	1971-72 (2)
Bingham, Gregg	LB	Purdue	1973 (1)
Bishop, Sonny	G	Fresno State	1964-69 (6)
Blahak, Joe	DB	Nebraska	1973 (1)
Blanda, George	QB	Kentucky	1960-66 (7)
Blanks, Sid	RB	Texas A&I	1964-68 (5)
Botchan, Ron	LB	Occidental	1961 (1)
Boyette, Garland	LB	Grambling	1966-72 (7)
Brabham, Danny	LB	Arkansas	1963-67 (5)
Brezina, Bobby	RB	Houston	1963 (1)
Brooks, Leo	DT	Texas-Austin	1970-72 (3)
Brown, Don	RB	Houston	1960 (1)
Burrell, Ode	RB	Mississippi State	1964-69 (6)
Burrough, Ken	WR	Texas Southern	1971-73 (3)
Butler, Jim	TE	Tulsa	1972 (1)
Butler, Skip	Ki	Texas-Arlington	1972-73 (2)
Campbell, Woody	RB	Northwestern	1967-71 (5)
Cannon, Billy	RB	Louisiana State	1960-63 (4)
Carr, Levert	T	No. Central State	1972-73 (2)
Carrell, John	LB	Texas Tech	1966 (1)
Carrington, Ed	TE	Virginia	1969 (1)
Carson, John	TE	Georgia	1960 (1)
Carwell, Larry	CB	Iowa State	1967-68 (2)
Caveness, Ron	LB	Arkansas	1966-68 (3)
Charles, John	S	Purdue	1971-73 (3)
Cheek, Richard	G	Auburn	1972 (1)
Cheeks, B. W.	RB	Texas Southern	1965 (1)
Cindrich, Ralph	LB	Pittsburgh	1973 (1)
Cline, Doug	LB	Clemson	1960-66 (7)
Cochrane, Kelly	QB	Miami (Fla)	1972 (1)
Cole, Linzy	WR	Texas Christian	1971 (1)
Compton, Dick	WR	McMurry	1965 (1)
Cowlings, Al	LB	USC	1973 (1)
Craig, Dobie	WR	Howard Payne	1964 (1)
Croyle, Phil	LB	California Berk.	1971-73 (3)
Culpepper, Ed	DT	Alabama	1962-63 (2)
Cunningham, Dick	LB	Arkansas	1973 (1)
Curry, Bill	C	Florida St.	1973 (1)
Cutsinger, Gary	DE	Oklahoma State	1962-68 (7)
Davidson, Pete	WR	The Citadel	1960 (1)
Davis, Bob	QB	Virginia	1967-69 (3)
Davis, Donnie	TE	Southern	1970 (1)
Dawkins, Joe	RB	Wisconsin	1970 (1)
Dawson, Rhett	WR	Florida State	1972 (1)
Dewveall, Willard	TE	Southern Methodist	1961-64 (4)
Dickey, Lynn	QB	Kansas State	1971-73 (3)
Dickinson, Bo	RB	Mississippi Southern	1963 (1)
Domres, Tom	DT	Wisconsin	1968-71 (4)
Douglas, John	CB	Texas Southern	1969-70 (2)
Drungo, Elbert	G-T	Tennessee State	1969-73 (5)
Dukes, Mike	LB	Clemson	1960-63 (4)
Eaglin, Larry	CB	Tampa	1973 (1)
Elkins, Lawrence	WR	Baylor	1965-68 (4)
Evans, Norman	T	Texas Christian	1965 (1)
Farr, Miller	CB	Wichita State	1967-69 (3)
Faulkner, Staley	T	Texas-Austin	1964 (1)
Fanning, Stan	DE	Idaho	1964 (1)
Fannucci, Mike	DE	Jackson St.	1973 (1)
Ferguson, Gene	T	Norfolk State	1971-72 (2)
Floyd, Don	DE	Texas Christian	1960-68 (9)
Fowler, Jerry	G	Northwest Louisiana	1964 (1)
Frazier, Charles	WR	Texas Southern	1962-68 (7)
Frazier, Wayne	C	Auburn	1965 (1)
Frazier, Willie	TE	Arkansas AM&N	1964-65 & 71 (3)
Freelon, Solomon	G	Grambling	1972-73 (2)



Frey, Dick	G	Texas A&M	1961	(1)
Frongillo, John	G	Baylor	1962-66	(5)
Funchess, Tom	G	Jackson State	1971-73	(3)
Gerela, Roy	Ki	New Mexico State	1969-70	(2)
Glick, Freddy	S	Colorado State	1961-66	(6)
Goode, Tom	C	Mississippi State	1962-65	(4)
Goodman, Brian	G	UCLA	1973	(1)
Gordon, Bobby	S	Tennessee	1960	(1)
Granger, Hoyle	RB	Mississippi State	1966-70-72	(6)
Grant, Wes	DT	UCLA	1973	(1)
Gray, Ken	G	Howard Payne	1970	(1)
Greaves, Gary	DE	Miami (Fla)	1960	(1)
Green, Dave	P	Ohio	1973	(1)
Gresham, Bob	RB	West Virginia	1973	(1)
Groman, Bill	WR	Heidelberg	1961-62	(2)
Gruneisen, Sam	C	Villanova	1973	(1)
Guy, Buzz	G	Duke	1961	(1)
Guidry, Paul	LB	Howard Payne	1973	(1)
Guzik, John	LB	Pittsburgh	1961	(1)
Haik, Mac	WR	Mississippi	1968-71	(4)
Hall, Ken	RB	Texas A&M	1960-61	(2)
Hargett, Edd	QB	Texas A&M	1973	(1)
Harvey, Claude	LB	Prairie View	1970-71	(2)
Harvey, Jim	G	Mississippi	1972	(1)
Hayes, Jim	DT	Jackson State	1965-66	(2)
Haymond, Alvin	S	Tulsa	1973	(1)
Helluin, Jerry	DT	Tulane	1960	(1)
Hennigan, Charles	WR	Northwest Louisiana	1960-66	(7)
Herchman, Bill	DT	Texas Tech	1962	(1)
Hicks, W. K.	CB	Texas Southern	1964-69	(6)
Highsmith, Walter	C-T	Florida A&M	1972	(1)
Hines, Glen Ray	T	Arkansas	1966-70	(5)
Hinton, Eddie	WR	Oklahoma	1973	(1)
Hoffman, Dalton	RB	Baylor	1964	(1)
Holigan, Henry	RB	Bishop College	1965	(1)
Holmes, Pat	DE	Texas Tech	1966-72	(7)
Holmes, Robert	RB	Southern	1971	(1)
Hopkins, Andy	RB	S. F. Austin	1971	(1)
Hopkins, Roy	RB	Texas Southern	1967-71	(5)
Houston, Ken	S	Prairie View	1967-72	(6)
Humphrey, Buddy	QB	Baylor	1966	(1)
Hunt, Calvin	C	Baylor	1972-73	(2)
Hunt, Kevin	T	Doane (Neb.)	1973	(1)
Husmann, Ed	DT	Nebraska	1961-65	(5)
Jackson, Bob	RB	New Mexico State	1964	(1)
Jamison, Al	T	Colgate	1960-62	(3)
Jancik, Bobby	S	Lamar Tech	1962-67	(6)
Jaquess, Pete	CB	Eastern New Mexico	1964-65	(2)
Jenkins, Al	WR	Morris Brown	1973	(1)
Johnson, Al	RB	Cincinnati	1972-73	(2)
Johnson, Benny	CB	J. C. Smith	1970-73	(4)
Johnson, Charley	QB	New Mexico State	1970-71	(2)
Johnson, John Henry	RB	Arizona State	1966	(1)
Johnson, Rich	RB	Illinois	1969	(1)
Johnston, Mark	CB	Northwestern	1960-63	(4)
Johns, Pete	CB	Tulane	1967-69	(3)
Joiner, Charlie	WR	Grambling	1969-72	(4)
Jolley, Lewis	RB	North Carolina	1972-73	(2)
Jones, Gene	CB	Rice	1961	(1)
Jones, Harris	G	J. C. Smith	1973	(1)
Jones, Spike	P	Georgia	1970	(1)
Jones, Willie	DE	Kansas State	1967	(1)
Kelly, Bob	DT	New Mexico State	1961-63	(3)
Kendall, Chuck	S	U.C.L.A.	1960	(1)
Kerbow, Randy	WR	Rice	1963-64	(2)
Kinderman, Keith	RB	Florida State	1965	(1)
King, Claude	RB	Houston	1961	(1)
Kinney, George	DE	Wylie	1965	(1)
Klotz, Jack	T	Penn Military	1964	(1)
Ladd, Ernie	DT	Grambling	1966-67	(2)
Lanpbear, Dan	DE	Wisconsin	1960 & 62	(2)
Laraway, Jack	LB	Purdue	1961	(1)
Lee, Jack	QB	Cincinnati	1960-63 & 66-67	(6)
Ledbetter, Monte	WR	Northwest Louisiana	1967	(1)
LeMoine, Jim	G	Utah State	1968-69	(2)
LeVias, Jerry	WR	Southern Methodist	1969-70	(2)
Lewis, Jess	LB	Oregon State	1970	(1)
Lewis, Richard	LB	Portland State	1972	(1)
Lou, Ron	C	Cal-Lutheran	1973	(1)
Majors, Joe	DB	Florida State	1960	(1)
Maples, Bobby	C	Baylor	1965-70	(6)
Marcontell, Ed	G	Lamar Tech	1967	(1)
Marshall, Rich	DT	S. F. Austin	1967-68	(2)
Matuszak, John	DT	Tampa	1973	(1)
Mayes, Ben	DT	Drake	1969	(1)
Mayo, Ron	TE	Morgan State	1973	(1)
McCanless, Jim	G	Clemson	1960	(1)
McConnell, Brian	LB	Michigan	1973	(1)
McDaniel, Wahoo	LB	Oklahoma	1960	(1)
McDole, Ron	DE	Nebraska	1962	(1)

McFadin, Bud	DT	Texas-Austin	1964-65	(2)
McLeod, Bob	TE	Abilene Christian	1961-66	(6)
McNeil, Clifton	WR	Grambling	1973	(1)
Meredith, Dudley	DT	Lamar Tech	1963 & 68	(2)
Meyer, John	LB	Notre Dame	1966-67	(2)
Michael, Rich	T	Ohio State	1960-66	(7)
Miller, Bill	DT	New Mexico Highlands	1962	(1)
Miller, Ralph	G-T	Alabama State	1972-73	(2)
Milstead, Charlie	QB	Texas A&M	1960-61	(2)
Mitchell, Leroy	CB	Texas Southern	1969-70	(2)
Moore, Zeke	CB	Lincoln	1967-73	(7)
Morris, Dennit	LB	Oklahoma	1960-61	(2)
Morrison, Ron	T	New Mexico	1960	(1)
Moseley, Mark	Ki	S. F. Austin	1971-72	(2)
Murdock, Guy	C	Michigan	1972	(1)
Musgrove, Spain	T	Utah State	1970	(1)
Naponic, Bob	QB	Illinois	1970	(1)
Nelson, Benny	S	Alabama	1964	(1)
Nery, Ron	DE	Kansas State	1963	(1)
Nix, Kent	QB	Texas Christian	1972	(1)
Norton, Jim	S	Idaho	1960-68	(9)
Odom, Sammy	LB	Northwest Louisiana	1964	(1)
Olerich, Dave	LB	San Francisco	1971	(1)
Onesti, Larry	DB	Northwestern	1962-65	(4)
Parker, Willie	DT	Arkansas AM&N	1967-70	(4)
Parks, Billy	WR	Cal St.-Long Beach	1973	(1)
Parks, Dave	WR	Texas Tech	1973	(1)
Parrish, Bernie	CB	Florida	1966	(1)
Pastorini, Dan	QB	Santa Clara	1971-73	(3)
Peacock, Johnny	S	Houston	1969-70	(2)
Perkins, Willis	G	Texas Southern	1961 & 63	(2)
Perlo, Phil	LB	Maryland	1960	(1)
Pitts, Hugh	LB	Texas Christian	1960	(1)
Pritchard, Ron	LB	Arizona State	1969-72	(4)
Poole, Bob	TE	Clemson	1966-67	(2)
Post, Dickie	RB	Houston	1971	(1)
Quinn, Steve	C	Notre Dame	1968	(1)
Reed, Alvin	TE	Prairie View	1967-72	(6)
Reed, Leo	G	Colorado State	1961	(1)
Regner, Tom	G	Notre Dame	1967-72	(6)
Rhorne, Jerry	QB	Tulsa	1970	(1)
Rice, Andy	DT	Texas Southern	1967	(1)
Rice, Floyd	LB	Alcorn A&M	1971-73	(3)
Rice, George	DT	Louisiana State	1966-69	(4)
Richardson, Mike	RB	Southern Methodist	1969-71	(3)
Rieves, Charles	LB	Houston	1964	(1)
Roberts, Guy	LB	Maryland	1972-73	(2)
Robertson, Bob	T	Illinois	1968	(1)
Robinson, Paul	RB	Arizona	1972-73	(2)
Rodgers, Willie	RB	Kentucky State	1972	(1)
Rudolph, Council	DE	Kentucky State	1972	(1)
Rushing, Marion	LB	Southern Illinois	1968	(1)
Sampson, Greg	DT	Stanford	1972-73	(2)
Saul, Ron	G	Michigan State	1970-73	(4)
Schmidt, Bob	C	Minnesota	1961-63	(3)
Severson, Jeff	DB	Cal. St.-Long Beach	1973	(1)
Shirkey, George	DT	S. F. Austin	1960-61	(2)
Simerson, John	G	Purdue	1960	(1)
Sledge, Leroy	RB	Bakersfield JC	1971	(1)
Smiley, Tom	RB	Lamar Tech	1970	(1)
Smith, Bob	DB	Miami (Ohio)	1968	(1)
Smith, Dave	RB	Ripon	1960-64	(5)
Smith, Dave	WR	Indiana-Pa.	1972	(1)
Smith, Tody	DE	USC	1973	(1)
Spence, Julian	S	Huston-Tillotson	1960-61	(2)
Spikes, Jack	RB	Texas Christian	1965	(1)
Stith, Carel	DT	Nebraska	1967-69	(3)
Stoepel, Terry	T	Tulsa	1970	(1)
Stone, Donnie	RB	Arkansas	1966	(1)
Stotter, Rich	LB	Houston	1968	(1)
Strahan, Arthur	DE	Texas Southern	1965	(1)
Sturm, Jerry	C	Illinois	1971	(1)
Suci, Bob	S	Michigan State	1962	(1)
Suggs, Walt	T	Mississippi State	1962-71	(10)
Sutton, Mickey	S	Auburn	1966	(1)
Swatland, Dick	G	Notre Dame	1968	(1)
Talamini, Bob	G	Kentucky	1960-67	(8)
Taylor, Lionel	WR	New Mexico Highlands	1967-68	(2)
Thomas, Bill	RB	Boston College	1973	(1)
Tilleman, Mike	DT	Montana	1971-72	(2)
Tobin, Bill	RB	Missouri	1963	(1)
Tolar, Charles	RB	Northwest Louisiana	1960-66	(7)
Tolbert, Jim	CB	Lincoln	1972	(1)
Trammell, Allen	S	Florida	1966	(1)
Trask, Orville	DT	Rice	1960-61	(2)
Trull, Don	QB	Baylor	1964-69	(6)
Underwood, Olen	LB	Texas-Austin	1966-70	(5)
Vanoy, Vernon	DT	Kansas	1973	(1)
Viltz, Theo	CB	Southern California	1966	(1)

Wainscott, Loyd	LB	Texas-Austin	1969-70	(2)
Walker, Wayne	Ki	Northwest Louisiana	1968	(1)
Wallner, Fred	G	Notre Dame	1960	(1)
Walsh, Ward	RB	Colorado	1971-72	(2)
Walton, Sam	T	East Texas State	1971	(1)
Washington, Ted	LB	Mississippi Valley	1973	(1)
Watson, Ed	LB	Grambling	1969	(1)
Webster, George	LB	Michigan State	1967-72	(6)
Wegener, Bucky	DT	Missouri	1962-63	(2)
Weir, Sammy	WR	Arkansas State	1965	(1)
Wells, Robert	T	J. C. Smith	1972	(1)
Wharton, Hogan	G	Houston	1960-63	(4)
White, Bob	RB	Ohio State	1960	(1)
White, John	TE	Texas Southern	1960-61	(2)
Wilkerson, Doug	DE	No. Carolina Central	1970	(1)
Williams, Maxie	G	Southeast Louisiana	1965	(1)
Willis, Fred	RB	Boston College	1972-73	(2)
Wisener, Gary	DB	Baylor	1961	(1)
Witcher, Albert	DB	Baylor	1960	(1)
Wittenborn, John	G-Ki	Southeast Missouri	1964-68	(5)
Woods, Glenn	DT	Prairie View	1969	(1)
Wyatt, Alvin	CB	Southern	1973	(1)
Yeats, James	E	Florida	1960	(1)
Young, Bob	G	Howard Payne	1971	(1)
Zaeske, Paul	WR	North Park College	1969-70	(2)

## HOUSTON OILERS ALL-TIME COACHES ROSTER

Head Coaching Years Underlined

Coach	Years	Coach	Years
Armstrong, Neill	1962-63	Meins, Jerry	...1974
Baugh, Sammy	... <u>1964-65</u>	McFadin, Lewis	1966-67-68-69-70 (Bud)
Beatty, Bruce	...1973	Miller, Burnie	...1971-73
Biles, Ed	.....1974	Peccatiello, Larry	1972-73-74
Boghosian, Sam	...1974	Peterson, Bill	... <u>1972-73</u>
Bourgeois, Andy	...1973-74	Petitbon, Richie	...1974
Breaux, Don	....1972	Phillips, O. A.	...1974 (Bum)
Carpenter, Lew	...1973-74	Polsfoot, Fran	...1968-69-70-71
Childress, Joe	...1966-67-68-69-70	Robinson, Wayne	1966-67
Conkright, W. F.	1963-64 (Red)	Rymkus, Lou	... <u>1960-61-65</u>
Devore, Hugh	...1966-67-68-69-70	Schlinkman, Walt	1960-61-62-63- 65-66-67-68-69- 70-71
Dickson, George	1971	Simpson, Jackie	...1972
Dry, F. A.	.....1966-67-68-69-70	Smith, Jerry	....1972
Durden, Earnel	...1973	Speedie, Mac	...1960-61
Ettinger, John	...1964 (Red Dog)	Spencer, Joe	....1961-62-63-64-65
Gillman, Sid	... <u>1973-74</u>	Steber, John	....1964
Henning, Dan	...1972	Taylor, Hugh	.... <u>1964-65</u> (Bones)
Hill, King	.....1971-72-73-74	Wallner, Fred	...1960-61
Hughes, Ed	.....1971	Woolley, Joe	....1973-74
Ivy, Frank (Pop)	1962-63	Yowarsky, Walt	...1971
Lemm, Wally	... <u>1960-61-66-67-68- 69-70</u>	Zwahlen, Ernie	...1971
Madro, Joe	.....1972-73-74		

# DODGE ANNOUNCES RAMCHARGER.



 **CHRYSLER**  
MOTORS CORPORATION

## FULL-TIME FOUR-WHEEL DRIVE

Ramcharger was built especially for people who like to get off the beaten track. It has a frisky four-wheel drive that'll keep you going when the going gets rough — in rain — or mud.

And "full time" means you don't have to shift in and out of four-wheel drive or get out to lock or unlock the front wheel hubs. Front disc brakes are also standard.

## CONSOLE ICE CHEST

If you opt for Ramcharger's deluxe interior with plush bucket seats, you get an insulated cooler right in the console. Just pack it with ice and a few cans of your favorite beverage. It's an exclusive.

## SHORT TURNING DIAMETER

With a turning diameter of 35.4 feet, Ramcharger gives you the kind of maneuverability you need — especially on those back country roads that are Ramcharger's natural element.

## REMOVABLE STEEL ROOF

Ramcharger's optional steel roof seals out wind-noise and rain. And because it's double-wall steel instead of fiber glass, it gives you even greater protection. (A soft canvas top is also available.)

## AND MORE

The options go on and on: An easy-to-operate lift gate. (It comes with the optional steel roof.) Two towing packages. An outside spare tire mount. A 35-gallon fuel tank. Heavy-duty springs. Air conditioning. Automatic transmission. Automatic speed control. Power steering. Roll bar. Skid plates. Tires ranging up to 10.00-15/B. And a choice of four different engines from the 318 V8 to the powerful 440 V8 — all with standard Electronic Ignition.

**EXTRA CARE IN  
ENGINEERING MAKES A  
DIFFERENCE IN DODGE  
... DEPEND ON IT.**





for the  
record

# INDIVIDUAL RECORDS

## SERVICE

### MOST CONSECUTIVE OILER GAMES PLAYED

- 130—Jim Norton, 1960-68 (includes playoffs)
- 130—Walt Suggs, 1962-71 (includes playoffs)

## SCORING

### MOST POINTS—CAREER

- 596—George Blanda, 1960-66 (4-td, 299 pat, 91 fg)
- 306—Charles Hennigan, 1960-66 (51 td)
- 212—Billy Cannon, 1960-63 (35 td, 2 pat)

### MOST POINTS—SEASON

- 115—George Blanda, 1960 (4 td, 46 pat, 15 fg)
- 112—George Blanda, 1961 (64 pat, 16 fg)
- 108—Bill Groman, 1961 (18 td)

### MOST POINTS—ROOKIE SEASON

- 86—Roy Gerela, 1969 (29 pat, 19 fg)
- 72—Bill Groman, 1960 (12 td)

### MOST POINTS—GAME

- 30—Billy Cannon vs New York, 12-10-61 (5 td)
- 26—George Blanda vs Los Angeles, 9-18-60 (3 td, 2 pat, 1 fg)

### MOST CONSECUTIVE GAMES SCORING

- 40—George Blanda, 1960-63

## TOUCHDOWNS

### MOST TOUCHDOWNS—CAREER

- 51—Charles Hennigan, 1960-66 (51-p)
- 35—Billy Cannon, 1960-63 (14-r, 20-p, 1-re)

### MOST TOUCHDOWNS—SEASON

- 18—Bill Groman, 1961 (1-r, 17-p)
- 15—Billy Cannon, 1961 (6-r, 9-p)
- 13—Billy Cannon, 1962 (7-r, 6-p)

### MOST TOUCHDOWNS—ROOKIE SEASON

- 12—Bill Groman, 1960 (12-p)
- 7—Dave Smith, 1960 (5-r, 2-p)
- 7—Billy Cannon, 1960 (1-r, 5-p, 1-re)

### MOST TOUCHDOWNS—GAME

- 5—Billy Cannon vs. New York, 12-10-61 (3-r, 2-p)

### MOST CONSECUTIVE GAMES SCORING TOUCHDOWNS

- 8—Bill Groman, 1961
- 5—Hoyle Granger, 1967

## POINTS AFTER TOUCHDOWN

### MOST POINTS AFTER TOUCHDOWN ATTEMPTED—CAREER

- 304—George Blanda, 1960-66
- 52—Roy Gerela, 1969-70

### MOST POINTS AFTER TOUCHDOWN ATTEMPTED—SEASON

- 65—George Blanda, 1961
- 49—George Blanda, 1962

### MOST POINTS AFTER TOUCHDOWN ATTEMPTED—GAME

- 8—George Blanda, vs. Denver 11-5-61

### MOST POINTS AFTER TOUCHDOWN—CAREER

- 299—George Blanda, 1960-66
- 52—Roy Gerela, 1969-70

### MOST POINTS AFTER TOUCHDOWN—SEASON

- 64—George Blanda, 1961
- 48—George Blanda, 1962

### MOST POINTS AFTER TOUCHDOWN—GAME

- 7—George Blanda vs Denver, 11-5-61
- 6—George Blanda vs New York, 10-23-60

### MOST CONSECUTIVE POINTS AFTER TOUCHDOWN

- 64—George Blanda, 1961-62
- 63—George Blanda, 1960-61
- 52—Roy Gerela, 1969-70

## FIELD GOALS

### MOST FIELD GOALS ATTEMPTED—CAREER

- 189—George Blanda, 1960-66
- 72—Roy Gerela, 1969-70

### MOST FIELD GOALS ATTEMPTED—SEASON

- 40—Roy Gerela, 1969
- 34—George Blanda, 1960

### MOST FIELD GOALS ATTEMPTED—GAME

- 5—Wayne Walker vs Buffalo, 10-27-68
- 5—Roy Gerela vs. Miami, 9-28-69

### MOST FIELD GOALS—CAREER

- 91—George Blanda, 1960-66
- 37—Roy Gerela, 1960-70

### MOST FIELD GOALS—SEASON

- 19—Roy Gerela, 1969
- 18—Roy Gerela, 1970
- 16—George Blanda, 1961 & 66

### MOST FIELD GOALS—GAME

- 5—Roy Gerela vs. Miami, 9-28-69
- 4—Skip Butler vs. Los Angeles, 10-7-73
- 3—George Blanda vs. Boston, 12-18-60
- 3—Wayne Walker vs. Buffalo, 10-27-68
- 3—Roy Gerela vs. Miami, 11-23-69

**MOST CONSECUTIVE GAMES, FIELD GOALS**

10—George Blanda, 1964-65  
 10—George Blanda, 1966

**LONGEST FIELD GOAL**

55—George Blanda vs. San Diego, 12-3-61  
 54—George Blanda vs. Oakland, 11-12-62

**RUSHING****MOST ATTEMPTS—CAREER**

907—Charles Tolar, 1960-66  
 732—Hoyle Granger, 1966-70

**MOST ATTEMPTS—SEASON**

244—Charles Tolar, 1962  
 237—Hoyle Granger, 1967

**MOST ATTEMPTS—GAME**

29—Charles Tolar vs New York 12-15-62  
 28—Charles Tolar vs Oakland, 11-11-62  
 27—Hoyle Granger vs San Diego, 12-16-67

**MOST YARDS GAINED—CAREER**

3339—Hoyle Granger, 1966-70  
 3277—Charles Tolar, 1960-66

**MOST YARDS GAINED—SEASON**

1194—Hoyle Granger, 1967  
 1012—Charles Tolar, 1962

**MOST YARDS GAINED—GAME**

216—Billy Cannon vs. New York, 12-10-61 (25 att)  
 183—Hoyle Granger vs. San Diego, 12-4-66 (19 att)

**MOST GAMES, 100 YDS OR MORE RUSHING, LIFETIME**

7—Hoyle Granger, 1966-70  
 6—Charles Tolar, 1960-66

**MOST GAMES, 100 YDS OR MORE RUSHING, SEASON**

7—Hoyle Granger, 1967  
 5—Charles Tolar, 1962

**LONGEST RUN FROM SCRIMMAGE**

91t—Sid Blanks vs. New York, 12-13-64  
 69t—Hoyle Granger vs. Oakland, 11-6-66

**MOST YARDS RUSHING—ROOKIE SEASON**

756—Sid Blanks, 1964  
 644—Billy Cannon, 1960  
 643—Dave Smith, 1960

**AVERAGE GAIN RUSHING****HIGHEST AVERAGE GAIN—CAREER (100 attempts per season)**

4.5—Hoyle Granger, 1966-70 (732-3339)  
 4.2—Joe Dawkins, 1970 (124-517)  
 4.1—Billy Cannon, 1960-63 (512-2111)

**HIGHEST AVERAGE GAIN—SEASON (100 att)**

5.2—Sid Blanks, 1964 (145-756)  
 5.0—Hoyle Granger, 1967 (237-1194)

**HIGHEST AVERAGE GAIN—GAME (10 Att)**

10.7—Billy Cannon vs. Denver, 11-5-61 (11-118)

**TOUCHDOWNS RUSHING****MOST TOUCHDOWNS RUSHING—CAREER**

20—Charles Tolar, 1960-66  
 18—Hoyle Granger, 1966-70

**MOST TOUCHDOWNS RUSHING—SEASON**

7—Charles Tolar, 1962  
 7—Billy Cannon, 1962  
 7—Don Trull, 1966  
 7—Hoyle Granger, 1968

**MOST TOUCHDOWNS RUSHING—GAME**

3—George Blanda vs. Los Angeles, 9-18-60  
 3—Billy Cannon vs. New York, 12-10-61  
 3—Bill Tobin vs. New York, 11-10-63  
 3—Sid Blanks vs. New York, 12-13-64

**MOST CONSECUTIVE GAMES RUSHING TOUCHDOWNS**

3—Robert Holmes, 1971  
 2—Dave Smith, 1960  
 2—Billy Cannon, 1961  
 2—Charles Tolar, 1962 (2)  
 2—Charles Tolar, 1964  
 2—Bob Jackson, 1964  
 2—Sid Blanks, 1964  
 2—Don Trull, 1966 (3)  
 2—Hoyle Granger, 1967  
 2—Woody Campbell, 1968 (2)  
 2—Hoyle Granger, 1969  
 2—Paul Robinson, 1972

**PASSING****MOST PASSES ATTEMPTED—CAREER**

2784—George Blanda, 1960-66 (1347 completions)  
 824—Pete Beathard, 1967-69 (379 completions)

**MOST PASSES ATTEMPTED—SEASON**

505—George Blanda, 1964 (262 completions)  
 370—Pete Beathard, 1969 (170 completions)

**MOST PASSES ATTEMPTED—GAME**

68—George Blanda vs. Buffalo, 11-1-64  
 60—George Blanda vs. Oakland, 11-7-65  
 55—George Blanda vs. Los Angeles, 11-13-60

## COMPLETIONS

### MOST PASSES COMPLETED—CAREER

1347—George Blanda, 1960-66 (2784 attempts)  
379—Pete Beathard, 1967-69 (824 attempts)

### MOST PASSES COMPLETED—SEASON

262—George Blanda, 1964 (505 attempts)  
180—Pete Beathard, 1969 (370 attempts)

### MOST PASSES COMPLETED—GAME

37—George Blanda vs. Buffalo, 11-1-64 (68 attempts)  
31—George Blanda vs. Los Angeles, 11-13-60 (55 attempts)

## PASSING YARDAGE

### MOST YARDS GAINED—CAREER

19,149—George Blanda, 1960-66  
5,128—Pete Beathard, 1967-69  
4,895—Dan Pastorini, 1971-73

### MOST YARDS GAINED—SEASON

3330—George Blanda, 1961  
2455—Pete Beathard, 1969

### MOST YARDS GAINED—GAME

464—George Blanda vs. Buffalo, 10-29-61 (32-18)  
457—Jacky Lee vs. Boston, 10-13-61 (41-27)  
418—George Blanda vs. New York, 11-19-61 (32-20)

### LONGEST PASS COMPLETION

98t—Jack Lee (to Willard Dewveall) vs. San Diego, 11/25/62  
95t—George Blanda (to Dick Compton) vs. Buffalo, 12/5/60  
92t—Jacky Lee (To Bill Groman) vs. Denver, 11/20/60

## TOUCHDOWN PASSES

### MOST TOUCHDOWN PASSES—CAREER

189—George Blanda, 1960-66  
29—Don Trull, 1964-69  
26—Pete Beathard, 1967-69

### MOST TOUCHDOWN PASSES—SEASON

36—George Blanda, 1961  
12—Jacky Lee, 1961  
10—Don Trull, 1966 & 68  
10—Pete Beathard, 1969

### MOST TOUCHDOWN PASSES—GAME

7—George Blanda vs. New York, 11/19/61  
6—George Blanda vs. New York, 10/14/62

### MOST CONSECUTIVE GAMES TOUCHDOWN PASSES

14—George Blanda, 1964-65  
9—George Blanda, 1961 (10 including playoffs)

## PASSES HAD INTERCEPTED

### MOST PASSES HAD INTERCEPTED—CAREER

189—George Blanda, 1960-66  
51—Pete Beathard, 1967-69  
50—Dan Pastorini, 1971-73

### MOST PASSES HAD INTERCEPTED—SEASON

42—George Blanda, 1962  
21—Pete Beathard, 1969  
21—Dan Pastorini, 1971

### MOST PASSES HAD INTERCEPTED—GAME

6—George Blanda vs. Denver, 11-14-65  
6—George Blanda vs. Buffalo, 9-9-62

## PASS RECEPTIONS

### MOST PASS RECEPTIONS—CAREER

410—Charles Hennigan, 1960-66  
177—Charles Frazier, 1962-68  
175—Charles Tolar, 1960-66  
155—Alvin Reed, 1967-70

### MOST PASS RECEPTIONS—SEASON

101—Charles Hennigan, 1964 (1,561)  
82—Charles Hennigan, 1961 (1,746)

### MOST PASS RECEPTIONS—GAME

13—Charles Hennigan vs. Boston, 10/13/61 (272)  
12—Sid Blanks vs. San Diego, 9/12/64 (131)  
12—Charles Hennigan vs. Buffalo, 11/1/64 (160)  
12—Charles Hennigan vs. Boston, 11/29/64 (183)

### MOST CONSECUTIVE GAMES PASS RECEPTIONS

33—Bob McLeod, 1961-64 (35, including playoff games)  
24—Ode Burrell, 1964-66

## YARDAGE RECEIVING

### MOST YARDS GAINED—CAREER

6823—Charles Hennigan, 1960-66  
3017—Charles Frazier, 1962-68

### MOST YARDS GAINED—SEASON

1746—Charles Hennigan, 1961 (82 receptions)  
1546—Charles Hennigan, 1964 (101 receptions)

### MOST YARDS GAINED—GAME

272—Charles Hennigan vs. Boston, 10/13/61 (13 receptions)  
232—Charles Hennigan vs. Buffalo, 10/29/61 (9 receptions)  
214—Charles Hennigan vs. San Diego, 12/3/61 (10 receptions)

### LONGEST PASS RECEPTION

98t—Willard Dewveall (Jacky Lee) vs. San Diego, 11/25/62  
95t—Dick Compton (George Blanda) vs. Buffalo, 12/5/65  
92t—Bill Groman (Jacky Lee) vs. Denver, 11/20/60



## AVERAGE GAIN RECEIVING

### HIGHEST AVERAGE GAIN—SEASON (35 receptions)

- 23.5—Bill Groman, 1961 (50 receptions)
- 21.3—Charles Hennigan, 1961 (82 receptions)

## TOUCHDOWNS RECEIVING

### MOST TOUCHDOWN PASSES—CAREER

- 51—Charles Hennigan, 1960-66
- 32—Bill Groman, 1960-62
- 22—Charles Frazier, 1962-68

### MOST TOUCHDOWN PASSES—SEASON

- 17—Bill Groman, 1961
- 12—Bill Groman, 1960
- 12—Charles Hennigan, 1961
- 12—Charles Frazier, 1966

### MOST TOUCHDOWN PASSES—GAME

- 3—Bill Groman vs. New York, 10-23-60
- 3—Billy Cannon vs. New York, 11-19-61
- 3—Bill Groman vs. New York, 11-19-61
- 3—Charles Hennigan vs. San Diego, 12-5-61
- 3—Charles Hennigan vs. Buffalo 9/28/63
- 3—Willie Frazier vs. New York, 9-12-65
- 3—Charles Frazier vs. Denver, 9-3-66
- 3—Charles Frazier vs. Denver, 10-2-66

### MOST CONSECUTIVE GAMES TOUCHDOWN PASSES

- 8—Bill Groman, 1961
- 4—Bill Groman, 1960
- 4—Charles Hennigan, 1961

## INTERCEPTIONS BY

### MOST INTERCEPTIONS BY—CAREER

- 45—Jim Norton, 1960-68
- 30—Freddy Glick, 1961-66

### MOST INTERCEPTIONS BY—SEASON

- 12—Freddy Glick, 1963
- 10—Miller Farr, 1967

### MOST INTERCEPTIONS BY—GAME

- 3—Jim Norton vs. Denver, 12-2-62
- 3—W. K. Hicks vs. Buffalo, 10-31-65
- 3—Miller Farr vs. New York, 10-15-67
- 3—Ken Houston vs. Pittsburgh, 10-24-71
- 3—Willie Alexander vs. Oakland, 11-14-71

### MOST CONSECUTIVE GAMES, PASSES INTERCEPTED BY

- 5—Pete Jaquess, 1964
- 4—Freddy Glick, 1963
- 4—Jim Norton, 1967
- 4—Miller Farr, 1967

## INTERCEPTION YARDAGE

### MOST YARDS GAINED—CAREER

- 650—Ken Houston, 1967-71 (25 intercepts)
- 592—Jim Norton, 1960-68 (45 intercepts)
- 484—Miller Farr, 1967-69 (22 intercepts)

### MOST YARDS GAINED—SEASON

- 264—Miller Farr, 1967 (10 intercepts)
- 220—Ken Houston, 1971 (9 intercepts)
- 180—Freddy Glick, 1963 (12 intercepts)

### MOST YARDS GAINED—GAME

- 128—Miller Farr vs. New York, 10-15-67 (3 int)
- 98—Pete Jacques vs. Oakland, 9-19-64 (1)
- 92—Miller Farr vs. Buffalo, 12-7-68 (2 int)

### LONGEST GAIN

- 98t—Pete Jacques vs. Oakland, 9-19-64
- 90t—Mark Johnston vs. Kansas City, 10-27-63
- 78—Ken Houston vs. Kansas City, 9-9-67

## TOUCHDOWNS ON INTERCEPTIONS

### MOST TOUCHDOWNS—CAREER

- 9—Ken Houston, 1967-71
- 5—Miller Farr, 1967-69

### MOST TOUCHDOWNS—SEASON

- 4—Ken Houston, 1971
- 3—Miller Farr, 1967
- 2—Ken Houston, 1967
- 2—Ken Houston, 1968
- 2—Miller Farr, 1968

### MOST TOUCHDOWNS—GAME

- 2—Miller Farr vs. Buffalo, 12-7-68
- 2—Ken Houston vs. San Diego, 12-19-71

## PUNTING

### MOST PUNTS—CAREER

- 519—Jim Norton, 1960-68
- 184—Dan Pastorini, 1971-73

### MOST PUNTS—SEASON

- 84—Jim Norton, 1965
- 84—Spike Jones, 1970

### MOST PUNTS—GAME

- 10—Jim Norton vs. Buffalo, 10-20-63
- 10—Dan Pastorini vs. Pittsburgh, 10-15-72

### LONGEST PUNT

- 79—Jim Norton vs. Kansas City, 11/22/64
- 73—Spike Jones vs. Kansas City, 11-8-70

## AVERAGE YARDS PUNTING

### HIGHEST PUNTING AVERAGE—CAREER

42.4—Spike Jones, 1970 (84 punts)  
42.3—Jim Norton, 1960-68 (519 punts)

### HIGHEST PUNTING AVERAGE—SEASON

44.2—Jim Norton, 1965 (84 punts)

## PUNT RETURNS

### MOST PUNT RETURNS—CAREER

64—Bobby Jancik, 1962-67  
60—Jerry LeVias, 1969-70

### MOST PUNT RETURNS—SEASON

35—Jerry LeVias, 1969  
27—Larry Carwell, 1968

### MOST PUNT RETURNS—GAME

6—Larry Carwell vs. Buffalo, 10-27-68  
6—Jerry LeVias vs. Denver, 11-16-69

## YARDAGE RETURNING PUNTS

### MOST YARDS GAINED—CAREER

632—Bobby Jancik, 1962-67  
505—Jerry LeVias, 1969-70

### MOST YARDS GAINED—SEASON

292—Jerry LeVias, 1969  
227—Larry Carwell, 1968

### MOST YARDS GAINED—GAME

82t—Bobby Jancik vs. Denver, 12-20-64  
74—Jeff Severson vs. Los Angeles, 10-7-73  
68—Jerry LeVias vs. Denver, 11-16-69

### LONGEST PUNT RETURN

82t—Bobby Jancik vs. Denver, 12-20-64  
74—Jeff Severson vs. Los Angeles, 10-7-73  
56—Bobby Jancik vs. Boston, 11-1-63

## TOUCHDOWNS RETURNING PUNTS

### MOST TOUCHDOWNS—CAREER

1—Bobby Jancik vs. Denver, 12-20-64

### MOST TOUCHDOWNS—SEASON

1—Bobby Jancik vs. Denver, 12-20-64

### MOST TOUCHDOWNS—GAME

1—Bobby Jancik vs. Denver, 12-20-64

## KICKOFF RETURNS

### MOST KICKOFF RETURNS—CAREER

158—Bobby Jancik, 1962-67  
64—Jerry LeVias, 1969-70

### MOST KICKOFF RETURNS—SEASON

45—Bobby Jancik, 1963  
38—Jerry LeVias, 1969

### MOST KICKOFF RETURNS—GAME

8—Bobby Jancik vs. Boston, 12-8-63 (221 yards)  
8—Bobby Jancik vs. Oakland, 12-22-63 (240 yards)

## YARDAGE RETURNING KICKOFFS

### MOST YARDS GAINED—CAREER

4181—Bobby Jancik, 1962-67  
1538—Jerry LeVias, 1969-70  
1382—Zeke Moore, 1967-70

### MOST YARDS GAINED—SEASON

1317—Bobby Jancik, 1963  
940—Jerry LeVias, 1969  
871—Bobby Jancik, 1966

### MOST YARDS GAINED—GAME

240—Bobby Jancik vs. Oakland, 12-22-63 (8 returns)  
221—Bobby Jancik vs. Boston, 12-8-63 (8 returns)

### LONGEST KICKOFF RETURN

104t—Ken Hall vs. New York, 10-23-60  
103t—Bob Gresham vs. Cincinnati, 9-23-73  
93t—Ode Burrell vs. Boston, 11-1-63

## AVERAGE YARDAGE RETURNING KICKOFFS

### HIGHEST AVERAGE—CAREER (75 returns)

26.4—Bobby Jancik, 1962-1967 (158-4181)

### HIGHEST AVERAGE—SEASON (15 returns)

31.2—Ken Hall, 1960 (19-594)

## TOUCHDOWNS RETURNING KICKOFFS

### MOST TOUCHDOWNS—CAREER

1—Ken Hall, 1960  
1—Billy Cannon, 1960  
1—Ode Burrell, 1964  
1—Zeke Moore, 1967  
1—Bob Gresham, 1973

### MOST TOUCHDOWNS—SEASON

Same as above

### MOST TOUCHDOWNS—GAME

1—Ken Hall vs. New York, 10-23-60 (104 yards)  
1—Billy Cannon vs. Boston, 11-25-60 (88 yards)  
1—Ode Burrell vs. Boston, 11-6-64 (93 yards)  
1—Zeke Moore vs. Kansas City, 10-22-67 (92 yards)  
1—Bob Gresham vs. Cincinnati, 9-23-73 (103 yards)

# TEAM RECORDS—OFFENSE

## GAMES

### MOST GAMES WON (Regular Season)

11—1962  
10—1960  
10—1961

### FEWEST GAMES WON (Regular Season)

1—1972  
1—1973  
3—1966  
3—1970

### MOST CONSECUTIVE GAMES WITHOUT DEFEAT (Regular Season)

10—1961-62

### MOST CONSECUTIVE VICTORIES (All games)

11—1961-62

## SCORING

### MOST POINTS—SEASON

513—1961 (523 including playoffs)  
387—1962 (404 including playoffs)

### MOST POINTS—GAME

56—Vs New York, 10-14-62  
55—Vs Oakland, 9-9-61  
55—Vs Denver, 11-5-61

### FEWEST POINTS—GAME

0—Vs Dallas Texans, 12-4-60  
0—Vs San Diego, 12-1-63  
0—Vs Kansas City, 10-12-69  
0—Vs Boston, 11-2-69  
0—Vs St. Louis, 11-1-70  
0—Vs Oakland, 10-9-72  
0—Vs New England, 11-25-73

### MOST POINTS, BOTH TEAMS, GAME

101—Houston 49 vs Oakland 52, 12-22-63  
78—Houston 38 vs Denver 40, 10-2-66

### NUMBER OF TIES, ALL-TIME

6—vs Boston, 10-13-61 (31-31)  
vs New York, 10-15-67 (28-28)  
vs Cincinnati, 11-9-69 (31-31)  
vs Denver, 11-16-69 (20-20)  
vs San Diego, 10-25-70 (31-31)  
vs New Orleans, 10-3-71 (13-13)

### NUMBER OF SHUTOUTS BY OILERS

4—vs Oakland, 9-9-61 (55-0)  
vs Oakland, 9-10-66 (31-0)  
vs New York, 10-16-66 (24-0)  
vs Boston, 10-13-68 (16-0)

### LARGEST POINT MARGIN IN VICTORY

55—vs. Oakland, 9-9-61 (55-0)  
44—vs. Denver, 11-5-61 (55-13)

### SMALLEST POINT MARGIN IN VICTORY

2—vs. Buffalo, 10-31-65 (19-17)  
2—vs. Denver, 11-12-67 (20-18)

### MOST POINTS, ONE QUARTER

28—vs Kansas City (3Q), 10-24-65  
28—vs San Diego (3Q) 12-19-71  
26—vs Oakland (2Q), 12-17-61

### MOST POINTS, ONE QUARTER, BOTH TEAMS

49—Houston (21) vs. Oakland (28) (2Q), 12-22-63  
35—Houston (26) vs. Oakland (9) (2Q), 12-17-61  
35—Houston (14) vs. New York (21) (4Q), 11-21-65  
35—Houston (14) vs. Kansas City (21) (4Q) 11-28-65  
35—Houston (28) vs. San Diego (7) (3Q) 12-19-71  
35—Houston (7) vs Cincinnati (28) 12-17-72

### MOST POINTS, EACH QUARTER

1st: 21 vs New York, 11-19-61  
2nd: 26 vs Oakland, 12-17-61  
3rd: 28 vs Kansas City, 10-24-65  
3rd: 28 vs San Diego, 12-19-71  
4th: 24 vs Denver, 11-26-61

### MOST POINTS, EACH QUARTER, BOTH TEAMS

1st: 31—Houston (14) vs Buffalo (17), 9-28-63  
2nd: 49—Houston (21) vs Oakland (28), 12-22-63  
3rd: 31—Houston (10) vs Boston (21), 12-18-60  
Houston (28) vs San Diego (7), 12-19-71  
4th: 35—Houston (14) vs New York (21), 11-21-65  
35—Houston (14) vs Kansas City (21), 11-28-65  
35—Houston (7) vs Cincinnati (28), 12-17-72

### MOST CONSECUTIVE GAMES SCORING

78—1963-1969 (79 including playoffs)  
40—1960-1963 (43 including playoffs)

### MOST TOUCHDOWNS—SEASON

66—1961  
50—1962

### MOST TOUCHDOWNS—GAME

8—vs. New York, 10-14-62  
7—vs. Oakland, 9-9-61  
7—vs. Denver, 11-5-61  
7—vs. New York, 11-19-61  
7—vs. Oakland, 11-22-63  
7—vs. San Diego, 12-19-71

### MOST TOUCHDOWN PASSES—SEASON

48—1961  
32—1962

**FEWEST TOUCHDOWN PASSES—SEASON**

10—1972  
 11—1973  
 11—1967  
 12—1970  
 12—1971

**MOST TOUCHDOWN PASSES—GAME**

7—vs. New York, 11-19-61  
 7—vs. New York, 10-14-62

**MOST TOUCHDOWN PASSES, BOTH TEAMS—GAME**

11—Houston (5) vs. Oakland (6), 12-22-63  
 9—Houston (7) vs. New York (2), 11-19-61

**MOST PASSES HAD INTERCEPTED—SEASON**

48—1962 (475 att)  
 37—1971 (423 att)  
 35—1965 (550 att)

**FEWEST PASSES HAD INTERCEPTED—SEASON**

19—1967 (333 att)  
 23—1970 (470 att)

**MOST PASSES HAD INTERCEPTED—GAME**

6—vs. San Diego, 9-24-61  
 6—vs. San Diego, 12-24-61  
 6—vs. Buffalo, 9-9-62  
 6—vs. Dallas, 10-28-62  
 6—vs. Boston, 11-1-63

**MOST PASSES HAD INTERCEPTED, BOTH TEAMS—GAME**

13—Houston (5) vs. Denver (8), 12-2-62

**PUNTING****MOST PUNTS—SEASON**

85—1965  
 85—1972  
 85—1973

**FEWEST PUNTS—SEASON**

54—1964  
 56—1961  
 56—1962

**MOST PUNTS—GAME**

11—vs. Oakland, 12-31-67  
 10—vs. Buffalo, 10-30-60  
 10—vs. Buffalo, 10-20-63  
 10—vs. Pittsburgh, 10-15-72

**FEWEST PUNTS IN GAME**

0—vs. Buffalo, 9-9-62

**HIGHEST PUNTING AVERAGE—SEASON**

43.7—1965

**PUNT RETURNS****MOST PUNT RETURNS—SEASON**

52—1968  
 43—1969

**FEWEST PUNT RETURNS—SEASON**

15—1960  
 19—1961

**MOST PUNT RETURNS—GAME**

8—vs. Buffalo, 10-27-68  
 7—vs. Denver, 11-16-69

**MOST YARDS GAINED PUNT RETURNS—SEASON**

443—1968  
 391—1969

**FEWEST YARDS GAINED PUNT RETURNS—SEASON**

118—1961  
 157—1966

**MOST YARDS GAINED PUNT RETURNS—GAME**

100—vs. Buffalo, 10-27-68  
 96—vs. Oakland, 12-9-62

**HIGHEST PUNT RETURN AVERAGE—SEASON**

13.9—1960  
 13.1—1964

**MOST TOUCHDOWNS PUNT RETURNS—SEASON**

1—1964

**MOST TOUCHDOWNS PUNT RETURNS—GAME**

1—vs. Denver, 12-20-64

**KICKOFF RETURNS****MOST KICKOFF RETURNS—SEASON**

77—1965  
 70—1963

**FEWEST KICKOFF RETURNS—SEASON**

43—1961  
 44—1967

**MOST KICKOFF RETURNS—GAME**

10—vs. Oakland, 12-22-63  
 9—vs. Boston, 12-8-62  
 9—vs. Kansas City, 10-30-66

**MOST YARDS GAINED KICKOFF RETURNS—SEASON**

1755—1963  
 1669—1965

**FEWEST YARDS GAINED KICKOFF RETURNS—SEASON**

936—1961  
 1018—1967

**MOST YARDS GAINED KICKOFF RETURNS—GAME**

269—vs. Oakland, 12-22-63  
 244—vs. Boston, 12-8-63

HIGHEST AVERAGE KICKOFF RETURNS—SEASON  
25.9—1962  
25.1—1963  
MOST TOUCHDOWNS KICKOFF RETURNS—SEASON  
2—1960  
1—1964  
1—1967

### FUMBLES

MOST FUMBLES—SEASON  
36—1960  
35—1963  
FEWEST FUMBLES—SEASON  
17—1962  
MOST FUMBLES—GAME  
8—vs. Pittsburgh, 12-9-73  
7—vs. Oakland, 9-11-60  
MOST FUMBLES LOST—SEASON  
24—1963  
17—1960  
17—1969  
FEWEST FUMBLES LOST—SEASON  
7—1968  
9—1967  
MOST FUMBLES LOST—GAME  
5—vs. Pittsburgh, 12-9-73  
4—vs. Oakland, 9-7-63  
4—vs. Kansas City, 10-12-69  
MOST OPPONENTS' FUMBLES RECOVERED—SEASON  
28—1960 (42 fumbles)  
17—1962 (25 fumbles)  
17—1969 (27 fumbles)  
17—1972 (28 fumbles)  
FEWEST OPPONENTS' FUMBLES RECOVERED—SEASON  
8—1964 (20 fumbles)  
8—1970 (22 fumbles)  
MOST OPPONENTS' FUMBLES RECOVERED—GAME  
7—vs. Kansas City, 10-12-69

### PENALTIES

MOST PENALTIES—SEASON  
91—1971  
83—1961  
78—1970  
FEWEST PENALTIES—SEASON  
58—1963  
MOST PENALTIES—GAME  
14—vs. Detroit, 10-17-71 (144 Yds.)  
13—vs. Denver, 10-26-69 (140 yds)  
FEWEST PENALTIES—GAME  
0—vs. Oakland, 12-9-62  
0—Kansas City, 10-28-63  
0—vs. Buffalo, 11-1-64  
MOST YARDS PENALIZED—SEASON  
856—1965 (76 penalties)  
856—1971 (91 penalties)  
833—1970 (78 penalties)  
FEWEST YARDS PENALIZED—SEASON  
565—1963 (58 penalties)  
581—1972 (54 penalties)  
633—1962 (63 penalties)  
MOST YARDS PENALIZED—GAME  
180—vs. Buffalo, 10-21-65  
144—vs. Detroit, 10-17-71  
140—vs. Boston, 10-13-61  
140—vs. Denver, 10-26-69

### EXTRA POINTS - FIELD GOALS

MOST TOUCHDOWNS, BOTH TEAMS—GAME  
14—Houston (7) vs. Oakland (7), 11-22-63  
MOST POINTS AFTER TOUCHDOWN—SEASON  
65—1961  
48—1962  
MOST POINTS AFTER TOUCHDOWN—GAME  
8—vs. New York, 10-14-62  
MOST POINTS AFTER TOUCHDOWN—BOTH TEAMS  
14—Houston (7) vs. Oakland (7), 11-23-63  
MOST FIELD GOALS ATTEMPTED—SEASON  
40—1969  
34—1960  
MOST FIELD GOALS ATTEMPTED—GAME  
6—vs. Denver, 9-14-63  
MOST FIELD GOALS ATTEMPTED, BOTH TEAMS—GAME  
10—Houston (3) vs. Buffalo (7), 12-5-65  
10—Houston (3) vs. Washington (7), 10-10-71  
9—Houston (5) vs. Buffalo (4), 10-31-65  
9—Houston (4) vs. Miami (5), 10-23-66  
MOST FIELD GOALS—SEASON  
19—1969  
18—1970  
MOST FIELD GOALS—GAME  
5—vs. Miami, 9-28-69  
4—vs. Buffalo, 10-31-65

**MOST FIELD GOALS, BOTH TEAMS—GAME**

7—Houston (2) vs. Washington (5), 10-10-71  
 6—Houston (1) vs. Buffalo (5), 12-5-65  
 6—Houston (5) vs. Miami (1), 9-28-69

**MOST CONSECUTIVE GAMES SCORING FIELD GOALS**

10—1964-65  
 10—1966

**FIRST DOWNS****MOST FIRST DOWNS—SEASON**

293—1961  
 291—1964

**FEWEST FIRST DOWNS—SEASON**

201—1971  
 207—1967  
 229—1965

**MOST FIRST DOWNS—GAME**

28—vs. San Diego, 9-12-64  
 28—vs. Denver, 9-3-66

**FEWEST FIRST DOWNS—GAME**

4—vs. Cleveland, 10-21-73  
 5—vs. Pittsburgh, 12-9-73

**MOST FIRST DOWNS, BOTH TEAMS—GAME**

53—Houston (21) vs. Kansas City (32), 10-24-65  
 50—Houston (24) vs. Denver (26), 11-6-60  
 50—Houston (24) vs. Los Angeles (26), 11-13-60  
 50—Houston (28) vs. San Diego (22), 9-12-64

**FEWEST FIRST DOWNS, BOTH TEAMS—GAME**

18—Houston (9) vs. Buffalo (9), 9-17-67  
 18—Houston (9) vs. Cincinnati (9), 10-31-71  
 21—Houston (13) vs. Buffalo (8), 10-27-68  
 21—Houston (7) vs. Kansas City (14), 10-12-69

**MOST FIRST DOWNS, RUSHING—SEASON**

111—1967  
 99—1968

**FEWEST FIRST DOWNS, RUSHING—SEASON**

62—1971  
 63—1965  
 68—1963

**MOST FIRST DOWNS, RUSHING—GAME**

17—vs. San Diego, 9-23-62  
 16—vs. Denver, 11-12-67

**FEWEST FIRST DOWNS, RUSHING—GAME**

0—vs. Los Angeles, 11-13-60  
 0—vs. Dallas, 12-4-60  
 0—vs. Denver, 12-2-62  
 0—vs. Boston, 11-1-63

**MOST FIRST DOWNS, PASSING—SEASON**

193—1964  
 182—1961

**FEWEST FIRST DOWNS, PASSING—SEASON**

86—1967  
 117—1971  
 126—1970

**MOST FIRST DOWNS, PASSING—GAME**

24—vs. Buffalo, 11-1-64  
 21—vs. Los Angeles, 11-13-60

**FEWEST FIRST DOWNS, PASSING—GAME**

1—vs. Pittsburgh, 12-9-73  
 2—vs. Buffalo, 10-11-64  
 2—vs. Buffalo, 9-17-67  
 2—vs. Cincinnati, 10-31-71

**MOST FIRST DOWNS, PENALTY—SEASON**

26—1960  
 26—1966

**FEWEST FIRST DOWNS, PENALTY—SEASON**

10—1967  
 13—1968

**MOST FIRST DOWNS, PENALTY—GAME**

6—vs. Dallas, 12-4-60  
 6—vs. Kansas City, 10-30-66

**NET YARDS GAINED***(Rushes and Passes)***MOST YARDS GAINED—SEASON**

6288—1961  
 4971—1962

**FEWEST YARDS GAINED—SEASON**

3191—1972  
 3515—1971  
 3519—1967  
 4988—1965

**MOST YARDS GAINED—GAME**

582—vs. Denver, 11-5-61  
 573—vs. New York, 12-10-61  
 555—vs. New York, 11-19-61

**FEWEST YARDS GAINED—GAME**

83—vs. Pittsburgh, 12-9-73  
 89—vs. Oakland, 10-9-72  
 101—vs. Kansas City, 10-12-69  
 106—vs. Cleveland, 10-21-73  
 108—vs. Pittsburgh, 10-15-72  
 115—vs. Boston, 12-18-65

**MOST YARDS GAINED, BOTH TEAMS—GAME**

1063—Houston (475) vs. Oakland (588), 12-22-63  
 1019—Houston (467) vs. Denver (552), 11-6-60

**FEWEST YARDS GAINED, BOTH TEAMS—GAME**

267—Houston (177) vs. Cincinnati (183), 10-31-71  
 332—Houston (139) vs. Buffalo (193), 9-17-67  
 345—Houston (101) vs. Kansas City (244), 10-12-69  
 362—Houston (141) vs. New York (221), 10-10-68

**RUSHING****MOST RUSHING ATTEMPTS—SEASON**

477—1967  
 474—1960

**FEWEST RUSHING ATTEMPTS—SEASON**

324—1965  
 327—1964

**MOST RUSHING ATTEMPTS—GAME**

55—vs. Oakland, 9-9-61  
 50—vs. Los Angeles, 9-18-60  
 50—vs. Boston, 10-13-68

**FEWEST RUSHING ATTEMPTS—GAME**

12—vs. Boston, 11-1-63  
 14—vs. San Diego, 12-12-65  
 14—vs. Oakland, 11-7-65

**MOST RUSHING ATTEMPTS, BOTH TEAMS—GAME**

80—Houston (55) vs. Oakland (25), 9-9-61  
 79—Houston (40) vs. Buffalo (39), 12-11-60  
 77—Houston (24) vs. Miami (53), 10-6-68

**FEWEST RUSHING ATTEMPTS, BOTH TEAMS—GAME**

39—Houston (25) vs. Denver (14), 12-2-62  
 41—Houston (17) vs. Denver (24), 12-20-64  
 42—Houston (23) vs. Oakland (19), 9-7-63

**MOST YARDS GAINED RUSHING—SEASON**

2122—1967  
 1896—1961

**FEWEST YARDS GAINED RUSHING—SEASON**

1106—1971  
 1175—1965  
 1194—1963

**MOST YARDS GAINED RUSHING—GAME**

279—vs. Miami, 12-2-67  
 277—vs. San Diego, 9-23-62  
 266—vs. Los Angeles, 9-18-60  
 266—vs. New York, 12-10-61

**FEWEST YARDS GAINED RUSHING—GAME**

19—vs. Boston, 11-1-63  
 19—vs. San Diego, 12-12-65

**MOST YARDS GAINED RUSHING, BOTH TEAMS—GAME**

502—Houston (104) vs. Dallas (398), 10-1-61  
 418—Houston (266) vs. New York (152), 12-10-61

**FEWEST YARDS GAINED RUSHING, BOTH TEAMS—GAME**

58—Houston (72) vs. Boston (—14), 11-25-60  
 91—Houston (52) vs. Denver (39), 12-2-62

**HIGHEST AVERAGE GAIN RUSHING—SEASON**

4.4—1967  
 4.2—1961  
 4.2—1964

**MOST TOUCHDOWNS RUSHING—SEASON**

16—1968  
 15—1960  
 15—1961  
 15—1962

**MOST TOUCHDOWNS RUSHING—GAME**

5—vs. Los Angeles, 9-18-60

**MOST TOUCHDOWNS RUSHING, BOTH TEAMS—GAME**

5—Houston (5) vs. Los Angeles (0), 9-18-60  
 5—Houston (3) vs. Denver (2), 11-5-61  
 5—Houston (3) vs. Oakland (2), 9-19-64  
 5—Houston (2) vs. Kansas City (3), 11-28-65  
 5—Houston (2) vs. Oakland (3), 11-7-65  
 5—Houston (2) vs. San Diego (3), 12-19-71

**PASSING****MOST PASSES ATTEMPTED—SEASON**

592—1964  
 550—1965

**FEWEST PASSES ATTEMPTED—SEASON**

333—1967  
 375—1972  
 414—1968

**MOST PASSES ATTEMPTED—GAME**

68—vs. Buffalo, 11-1-64 (37 comp)  
 61—vs. Oakland, 11-7-65 (  comp)

**FEWEST PASSES ATTEMPTED—GAME**

12—vs. Miami, 12-23-67 (5 comp)  
 14—vs. Denver, 11-20-60 (6 comp)  
 14—vs. Kansas City, 10-22-67 (3 comp)  
 14—vs. Buffalo, 10-29-67 (6 comp)

**MOST PASSES ATTEMPTED, BOTH TEAMS—GAME**

97—Houston (44) vs. Denver (53), 12-2-62  
 93—Houston (55) vs. Los Angeles (38), 11-13-60  
 90—Houston (35) vs. Denver (55), 12-20-64

- FEWEST PASSES ATTEMPTED, BOTH TEAMS—GAME**  
 35—Houston (23) vs. Miami (12), 10-6-68  
 37—Houston (14) vs. Buffalo (23), 10-29-67  
 40—Houston (20) vs. Cincinnati (20), 10-31-71  
 41—Houston (19) vs. Denver (22), 10-1-67  
 41—Houston (20) vs. Buffalo (21), 9-21-69
- MOST PASSES COMPLETED—SEASON**  
 299—1964  
 261—1963
- FEWEST PASSES COMPLETED—SEASON**  
 144—1967  
 181—1972  
 191—1968
- MOST PASSES COMPLETED—GAME**  
 37—vs. Buffalo, 11-1-64 (68 att)  
 35—vs. Denver, 12-20-64 (55 att)
- FEWEST PASSES COMPLETED—GAME**  
 3—vs. Kansas City, 10-22-67 (14 att)  
 4—vs. Oakland, 10-9-72 (25 att)  
 5—vs. Miami, 12-23-67 (12 att)
- MOST PASSES COMPLETED, BOTH TEAMS—GAME**  
 53—Houston (18) vs. Denver (35), 12-20-64  
 50—Houston (24) vs. Denver (26), 10-21-62
- FEWEST PASSES COMPLETED, BOTH TEAMS—GAME**  
 13—Houston (6) vs. Cincinnati (7), 10-31-71  
 13—Houston (7) vs. Miami (6) 10-6-68  
 14—Houston (8) vs. Denver (6), 10-1-67
- MOST YARDS GAINED—PASSING—SEASON (Net)**  
 4392—1961  
 3576—1964
- FEWEST YARDS GAINED PASSING—SEASON (Net)**  
 1390—1967  
 1670—1972  
 2409—1971  
 2506—1970
- MOST YARDS GAINED PASSING—GAME (Net)**  
 464—vs. Buffalo, 10-29-61  
 448—vs. Boston, 10-13-61  
 407—vs. New York, 11-19-61
- FEWEST YARDS GAINED PASSING—GAME (Net)**  
 1—vs. Oakland, 10-9-72  
 0—vs. Pittsburgh, 10-15-72  
 25—vs. Pittsburgh, 12-9-73  
 26—vs. Buffalo, 9-17-67
- MOST YARDS GAINED PASSING, BOTH TEAMS—GAME (Net)**  
 749—Houston (342) vs. Oakland (407), 12-22-63  
 737—Houston (276) vs. Denver (461), 11-6-60  
 716—Houston (464) vs. Buffalo (252), 10-29-61
- FEWEST YARDS GAINED PASSING, BOTH TEAMS—GAME (Net)**  
 31—Houston (83) vs. Cincinnati (-52), 10-31-71  
 46—vs. Pittsburgh, 10-15-72  
 125—Houston (76) vs. Denver (49), 10-1-67  
 151—Houston (70) vs. Kansas City (81), 10-12-69
- MOST TIMES TACKLED ATTEMPTING PASSES—SEASON**  
 45—1972  
 36—1969  
 33—1970
- FEWEST TIMES TACKLED ATTEMPTING PASSES—SEASON**  
 11—1962  
 14—1961
- MOST TIMES TACKLED ATTEMPTING PASSES—GAME**  
 9—vs. Boston, 12-8-63  
 9—vs. New York, 12-6-69
- MOST TIMES TACKLED ATTEMPTING PASSES, BOTH TEAMS—GAME**  
 11—Houston (9) vs. Boston (2), 12-8-63  
 10—Houston (1) vs. New York (9), 10-14-62  
 10—Houston (7) vs. Dallas Cowboys, 12-20-70  
 10—Houston (1) vs. Cincinnati (9), 10-31-71

## TEAM RECORDS—DEFENSE

### SCORING

- FEWEST POINTS ALLOWED—SEASON**  
 199—1967  
 242—1961  
 248—1968
- MOST POINTS ALLOWED—SEASON**  
 458—1973  
 429—1965  
 396—1966  
 380—1972
- FEWEST TOUCHDOWNS ALLOWED—SEASON**  
 18—1967  
 26—1968  
 33—1961  
 33—1969
- MOST TOUCHDOWNS ALLOWED—SEASON**  
 53—1973  
 50—1965  
 50—1966  
 47—1963



## FIRST DOWNS

### FEWEST FIRST DOWNS ALLOWED—SEASON

183—1969  
198—1968  
217—1962

### MOST FIRST DOWNS ALLOWED—SEASON

282—1960  
274—1973  
271—1965  
267—1964

### FEWEST FIRST DOWNS ALLOWED RUSHING—SEASON

75—1962  
77—1969  
85—1970

### MOST FIRST DOWNS ALLOWED RUSHING—SEASON

147—1972  
138—1973  
132—1965  
117—1971  
107—1963

### FEWEST FIRST DOWNS ALLOWED PASSING—SEASON

93—1969  
96—1968  
97—1971  
111—1965

### MOST FIRST DOWNS ALLOWED PASSING—SEASON

164—1960  
150—1964  
131—1966

### FEWEST FIRST DOWNS ALLOWED PENALTY—SEASON

13—1968  
13—1969  
16—1962

### MOST FIRST DOWNS ALLOWED PENALTY—SEASON

28—1960  
28—1965  
27—1970

## NET YARDS ALLOWED

(Rushing and Passing)

### FEWEST YARDS ALLOWED—SEASON

3375—1968  
3773—1969  
3795—1971  
4026—1961

### MOST YARDS ALLOWED—SEASON

5241—1964  
5153—1965  
4940—1966

## RUSHING

### FEWEST YARDS ALLOWED RUSHING—SEASON

1027—1960  
1556—1969  
1569—1962

### MOST YARDS ALLOWED RUSHING—SEASON

2683—1965  
2591—1972  
2410—1973  
1981—1963  
1981—1964

### FEWEST TOUCHDOWNS ALLOWED RUSHING—SEASON

6—1960  
7—1967  
9—1968

### MOST TOUCHDOWNS ALLOWED RUSHING—SEASON

23—1972  
22—1971  
19—1973  
18—1964  
17—1965  
17—1961

## PASSING

### FEWEST YARDS ALLOWED PASSING—SEASON (NET)

1671—1968  
2072—1971  
2217—1969  
2392—1961

### MOST YARDS ALLOWED PASSING—SEASON (NET)

3874—1960  
3315—1964  
3162—1966

### MOST OPPONENTS TACKLED ATTEMPTING PASSES—SEASON

41—1961  
39—1960  
37—1971  
32—1962  
32—1969

**FEWEST TOUCHDOWN PASSES ALLOWED—SEASON**

10—1967  
 11—1971  
 12—1972  
 13—1961  
 13—1968

**MOST TOUCHDOWN PASSES ALLOWED—SEASON**

35—1966  
 28—1960  
 27—1965

**INTERCEPTIONS BY****MOST PASSES INTERCEPTED BY—SEASON**

36—1963  
 35—1962  
 33—1961

**FEWEST PASSES INTERCEPTED BY—SEASON**

6—1972  
 17—1973  
 18—1966  
 18—1970  
 20—1968

**MOST CONSECUTIVE GAMES, ONE OR MORE INTERCEPTIONS BY**

17—1963-64  
 12—1961-62 (13 including playoffs)  
 10—1960  
 10—1968-69

**MOST YARDS GAINED ON INTERCEPTIONS—SEASON**

676—1967 (26)  
 456—1971 (23)  
 453—1963 (36)  
 431—1964 (30)

**MOST YARDS GAINED, INTERCEPTIONS—GAME**

245—vs. New York, 10-15-67 (6)  
 168—vs. Oakland, 9-19-64 (5)

**MOST TOUCHDOWNS, INTERCEPTIONS—SEASON**

7—1967  
 5—1968  
 4—1969

**MOST TOUCHDOWNS, INTERCEPTIONS—GAME**

3—vs. San Diego, 12-19-71  
 2—vs. New York, 10-15-67  
 2—vs. Buffalo, 12-7-68

**PUNT RETURNS****FEWEST OPPONENTS' PUNT RETURNS—SEASON**

20—1961  
 28—1960  
 28—1962

**MOST OPPONENTS' PUNT RETURNS—SEASON**

52—1970  
 48—1965  
 42—1967  
 44—1973

**FEWEST YARDS ALLOWED, PUNT RETURNS—SEASON**

196—1969  
 258—1960  
 259—1962

**MOST YARDS ALLOWED, PUNT RETURNS—SEASON**

498—1965  
 484—1963  
 441—1970

**KICKOFF RETURNS****FEWEST OPPONENTS' KICKOFF RETURNS—SEASON**

32—1970  
 37—1973  
 38—1969  
 41—1971  
 46—1960

**MOST OPPONENTS' KICKOFF RETURNS—SEASON**

64—1961  
 60—1966  
 55—1962

**FEWEST YARDS ALLOWED, KICKOFF RETURNS—SEASON**

741—1970  
 792—1969  
 811—1973  
 862—1971  
 983—1963

**MOST YARDS ALLOWED, KICKOFF RETURNS—SEASON**

1481—1961  
 1355—1966  
 1299—1968

## OILERS' LONGEST PLAYS, 1960-73

### RUNS FROM SCRIMMAGE

- \*91-yards—TD, Sid Blanks, 12/13/64. at Houston 33, New York 17.
- 69-yards—TD, Hoyle Granger, 11/6/66. at Oakland 38, Houston 23.
- 68-yards—Sid Blanks, 9/19/64. at Houston 42, Oakland 28.
- 67-yards—Hoyle Granger, 11/26/67. at Houston 27, Boston 6.
- 65-yards—Dave Smith, 10/30/60. at Buffalo 25, Houston 24.
- 64-yards—TD, Billy Cannon, 12/12/62. at New York 10, Houston 44.
- 64-yards—Hoyle Granger, 12/23/67. at Miami 10, Houston 41.

### PASS PLAYS

- 98-yards—TD, Jacky Lee to Willard Dewveall, 11/25/62. at Houston 33, San Diego 27.
- 95-yards—TD, George Blanda to Dick Compton, 12/5/65. at Houston 18, Buffalo 29.
- 92-yards—TD, Jacky Lee to Bill Groman, 11/20/60. at Houston 20, Denver 10.
- 88-yards—TD, George Blanda to Billy Cannon, 1/1/61. at Houston 24, Los Angeles 16. (Championship).
- 87-yards—TD, Jerry Rhome to Charlie Joiner, 12/12/70. at Houston 20, Cincinnati 30.
- 86-yards—TD, Pete Beathard to Jerry LeVias, 11/16/69. Houston 20, at Denver 20.

### PASS INTERCEPTION RETURNS

- 98-yards—TD, Pete Jaquess, 9/19/64. at Houston 42, Oakland 28.
- 90-yards—TD, Mark Johnston, 10/27/63. at Houston 28, Kansas City 7.
- 87-yards—Joe Blahak, 12/9/73. Houston 7, at Pittsburgh 33.
- 78-yards—Ken Houston, 9/9/67. at Houston 20, Kansas City 25.
- 72-yards—Gary Cutsinger, 10/31/65. at Buffalo 17, Houston 19.
- 67-yards—Miller Farr, 10/15/67. at New York 28, Houston 28.
- 66-yards—TD, Ken Houston, 9/14/68. at Miami 10, Houston 24.

### PUNTS

- 79-yards—Jim Norton, 11/22/64. at Houston 19, Kansas City 28.
- 73-yards—Spike Jones, 11/8/70. at Kansas City 24, Houston 9.
- 70-yards—Roy Gerela, 9/14/69. at Oakland 21, Houston 17.
- 68-yards—Jim Norton, 12/22/63. at Oakland 52, Houston 49.

### PUNT RETURNS

- 82-yards—TD, Bobby Jancik, 12/20/64. at Houston 34, Denver 15.
- 56-yards—Bobby Jancik, 11/1/63. at Boston 45, Houston 3.
- 54-yards—Larry Carwell, 10/1/67. at Houston 10, Denver 6.
- 51-yards—Billy Cannon, 9/18/60. at Houston 38, Los Angeles 28.
- 46-yards—Zeke Moore, 9/17/67. at Buffalo 3, Houston 20.
- 46-yards—Jerry Levias, 9/21/69. Houston 17 at Buffalo 3

### KICKOFF RETURNS

- 104-yards—TD, Ken Hall, 10/23/60. at New York 28, Houston 42.
- 103-yards—TD, Bob Gresham, 9/23/73, Houston 10, at Cincinnati 24.
- 93-yards—TD, Ode Burrell, 11/1/63. at Houston 17, Boston 34.
- 92-yards—TD, Zeke Moore, 10/22/67. at Kansas City 19, Houston 24.
- 88-yards—TD, Billy Cannon, 12/18/60. at Houston 37, Boston 21.
- 87-yards—Jerry Levias, 11/9/69. at Houston 31, Cincinnati 31.
- 77-yards—Ken Hall, 12/18/60. at Houston 37, Boston 21.

### FIELD GOALS

- \*55-yards—George Blanda, 12/3/61. at Houston 33, San Diego 13.
- 54-yards—George Blanda, 11/12/62, at Houston 32, Oakland 17.
- 53-yards—George Blanda, 10/22/61. at Houston 38, Dallas 7.
- 53-yards—George Blanda, 12/11/60. at Houston 31, Buffalo 23.
- 53-yards—George Blanda, 10/14/62. at Houston 17, Buffalo 14.
- 51-yards—George Blanda, 12/4/66. at Houston 22, San Diego 28.
- 50-yards—George Blanda, 10/30/60. at Buffalo 25, Houston 24.
- 50-yards—George Blanda, 9/18/66. at New York 52, Houston 13.
- 50-yards—Roy Gerela, 9/28/69. at Houston 22, Miami 10.

### FIELD GOAL RETURNS (Runbacks of missed FG attempts)

- 71-yards—TD, Ken Houston, 10/15/67. at New York 28, Houston 28.
- 62-yards—TD, Mark Johnston, 11/26/61. at Houston 45, Denver 14.
- 60-yards—Bobby Gordon, 11/6/60. at Denver 25, Houston 45.

## OPPONENTS' LONGEST PLAYS, 1960-73

### RUNS FROM SCRIMMAGE

- 80-yards—TD, Wray Carlton, Buffalo, 12/5/65. at Houston 18, Buffalo, 29.  
 79-yards—Bill Mathis, New York, 11/21/65. at New York 41, Houston 14.  
 77-yards—TD, Mike Garrett, Kansas City, 10/30/66. at Kansas City 48, Houston 23.  
 73-yards—TD, Jack Spikes, Dallas, 10/1/61. at Dallas 26, Houston 21.  
 72-yards—TD, Clemon Daniels, Oakland, 12/9/62. at Houston 32, Oakland 17.  
 69-yards—TD, Hewritt Dixon, Oakland 12/31/67. at Oakland 41, Houston 7. (Championship Game).  
 66-yards—TD, Mack Lee Hill, Kansas City, 11/28/65. at Kansas City 52, Houston 21.

### PASS PLAYS

- 94-yards—TD, Jack Kemp to Glenn Bass, Buffalo, 10/11/64. at Houston 17, Buffalo 48.  
 90-yards—TD, John McCormick to Bob Scarpitto, Denver, 10/17/65. at Denver 28, Houston 17.  
 85-yards—TD, Tom Flores to Art Powell, Oakland, 9/7/63. at Houston 13, Oakland 24.  
 80-yards—TD, Tom Flores to Art Powell, Oakland, 12/22/63. at Oakland 52, Houston 49.  
 80-yards—TD, George Wilson to Bo Roberson, Miami, 10/23/66. at Houston 13, Miami 20.  
 80-yards—TD, John Hadl to Lance Alworth, San Diego, 9/21/68. at San Diego 30, Houston 14.  
 80-yards—TD, Marty Domres to Lance Alworth, San Diego, 10/25/70. at San Diego 31, Houston 31.

### PASS INTERCEPTION RETURNS

- 98-yards—TD, Bob Suci, Boston, 11/1/63. at Boston 45, Houston 3.  
 91-yards—Booker Edgersen, Buffalo, 11/1/64. at Buffalo 24, Houston 10.  
 86-yards—TD, Glen Edwards, Pittsburgh, 9/30/73. at Houston 7, Pittsburgh, 36.  
 84-yards—TD, Wayne Fontes, New York, 12/15/62. at New York 10, Houston 44.  
 78-yards—TD, Jim Hunt, Boston, 11/1/63. at Boston 45, Houston 3.  
 76-yards—Charlie McNeil, San Diego, 9/24/61. at San Diego 34, Houston 24.

### PUNTS

- 78-yards—Paul Maguire, Buffalo, 9/21/69. Houston 17, at Buffalo 3.  
 72-yards—Ray Guy, Oakland, 12/2/73, at Houston 6, Oakland 17.  
 71-yards—Bob Scarpitto, Denver, 11/12/67. at Denver 18, Houston 20.  
 71-yards—Don Cockroft, Cleveland, 10/22/70. at Cleveland 28, Houston 14.  
 70-yards—George Herring, Denver, 11/20/60. at Houston 20, Denver 10.  
 70-yards—Jerrell Wilson, Kansas City, 11/28/68. at Kansas City 24, Houston 10.

### PUNT RETURNS

- 93-yards—TD, Billy Baird, New York, 11/10/63. at Houston 31, New York 27.  
 85-yards—TD, Jon Staggers, Green Bay 11/19/72 at Houston 10, Green Bay 10.  
 67-yards—TD, Claude Gibson, Oakland, 12/22/63. at Oakland 52, Houston 49.  
 67-yards—TD, Floyd Little, Denver, 11/17/68. at Houston 38, Denver 17.  
 63-yards—TD, Leslie Duncan, San Diego, 12/12/65. at Houston 26, San Diego 37.

### KICKOFF RETURNS

- 100-yards—TD, Art Baker, Buffalo, 9/9/62. at Buffalo 23, Houston 28.  
 100-yards—TD, Goldie Sellers, Denver, 10/2/66. at Denver 40, Houston 38.  
 95-yards—Bob Neff, Miami, 9/14/68. at Miami 10, Houston 24.  
 95-yards—TD, Ike Hill, Chicago, 10/28/73, at Chicago 35, Houston 14.  
 90-yards—TD, Charlie Mitchell, Denver, 9/14/63. at Houston 20, Denver 14.  
 89-yards—TD, Larry Garron, Boston, 10/31/61. at Boston 31, Houston 31.  
 88-yards—TD, Goldie Sellers, Denver, 9/3/66. at Houston 45, Denver 7.

### FIELD GOALS

- 54-yards—Jan Stenerud, Kansas City, 9/9/67. at Houston 20, Kansas City 25.  
 51-yards—Gene Mingo, Denver, 11/6/60. at Denver 25, Houston 45.  
 51-yards—Horst Muhlmann, Cincinnati, 10/4/70. at Cincinnati 13, Houston 20.  
 51-yards—Horst Muhlmann, Cincinnati, 12/17/72 at Houston 17, Cincinnati 61.  
 50-yards—Jim Turner, New York, 12/13/64. at Houston 33, New York 17.  
 50-yards—Dennis Partee, San Diego, 12/19/71, at Houston 49, San Diego 33.  
 48-yards—Mack Yoho, Buffalo, 12/11/60. at Houston 31, Buffalo 23.  
 48-yards—Booth Lusteg, Miami, 12/23/67. at Miami 10, Houston 41.  
 48-yards—Dennis Partee, San Diego, 9/21/68. at San Diego 30, Houston 14.  
 48-yards—Jim Turner, New York, 10/20/68. Houston 17, at New York 26.

### FIELD GOAL RETURNS (Runbacks of missed FG attempts)

- 97-yards—TD, Marshall Starks, New York, 9/22/63. at New York 24, Houston 17.

## ALL-PRO OILERS

### 1960

Offense: Bill Groman, end; Rich Michael, tackle; Dave Smith, fullback.  
Defense: None.

### 1961

Offense: Charles Hennigan, end; Al Jamison, tackle; George Blanda, quarterback; Billy Cannon, halfback.  
Defense: Don Floyd, end; Tony Banfield, cornerback.

### 1962

Offense: Charles Hennigan, end; Bob Talamini, guard.  
Defense: Don Floyd, end; Tony Banfield, cornerback.

### 1963

Offense: Bob Talamini, guard.  
Defense: Freddy Glick, safety.

### 1964

Offense: Charles Hennigan, end; Bob Talamini, guard.  
Defense: Freddy Glick, safety.

### 1965

Offense: Willie Frazier, end; Bob Talamini, guard.  
Defense: None.

### 1966

Offense: Bob Talamini, guard.  
Defense: None.

### 1967

Offense: Bob Talamini, Guard; Walt Suggs, tackle.  
Defense: Pat Holmes, end; Miller Farr, cornerback; George Webster, linebacker.

George Webster chosen Rookie of the Year.

### 1968

Offense: None  
Defense: George Webster, linebacker; Miller Farr, cornerback.

### 1969

Offense: None  
Defense: George Webster, linebacker.

### 1970

Offense: Alvin Reed, tight end.

### 1971

Offense: None  
Defense: Ken Houston, Safety

### 1972

Offense: None  
Defense: Ken Houston, Safety

### 1973

Offense: None  
Defense: Elvin Bethea, DE

## PRO BOWL OILERS

### 1970

Ken Houston, S; Zeke Moore, CB

### 1971

Elvin Bethea, DE; Ken Houston, S

### 1972

Elvin Bethea, DE; Ken Houston, S

### 1973

Elvin Bethea, DE

# 1974 NFL PRE-SEASON SCHEDULE

(All times P.M. local)

## FIRST WEEKEND

Date	Game	Site	Local Time
July 26	Miami vs. College All Stars	Chicago	8:30 (ABC)
July 27	St. Louis vs. Buffalo	Canton, O.	4:00 (ABC)
Aug. 2	Los Angeles vs. Cleveland	Los Angeles	8:00
Aug. 2	Washington vs. New England	Washington	8:00
Aug. 2	Buffalo vs. Green Bay	Buffalo	8:00
Aug. 3	Cincinnati vs. Miami	Cincinnati	8:00
Aug. 3	Denver vs. New York Jets	Denver	8:00
Aug. 3	Houston vs. New York Giants	Houston	8:00
Aug. 3	Oakland vs. Dallas	Oakland	8:00
Aug. 3	New Orleans vs. Pittsburgh	New Orleans	8:00
Aug. 3	Chicago vs. St. Louis	Champaign, Ill.	1:30
Aug. 3	San Diego vs. San Francisco	San Diego	8:00
Aug. 4	Philadelphia vs. Atlanta	Philadelphia	8:00
Aug. 5	Kansas City vs. Detroit	Kansas City	8:00

## SECOND WEEKEND

Aug. 9	Washington vs. Houston	Washington	8:00
Aug. 9	Baltimore vs. Detroit	Baltimore	8:00
Aug. 10	Cincinnati vs. Philadelphia	Cincinnati	8:00
Aug. 10	Denver vs. Minnesota	Denver	8:00
Aug. 10	Miami vs. New Orleans	Miami	8:00
Aug. 10	San Diego vs. New York Jets	San Diego	8:00
Aug. 10	Oakland vs. Atlanta	Berkeley, Calif.	1:00
Aug. 10	Los Angeles vs. Dallas	Los Angeles	7:00
Aug. 10	Green Bay vs. St. Louis	Milwaukee	8:00
Aug. 11	New England vs. New York Giants	Foxboro	8:00
Aug. 12	Kansas City vs. Buffalo	Kansas City	8:00
Aug. 12	Cleveland vs. San Francisco	Cleveland	8:00
Aug. 12	Pittsburgh vs. Chicago	Pittsburgh	8:00

## THIRD WEEKEND

Aug. 16	Detroit vs. Oakland	Detroit	8:00
Aug. 17	Baltimore vs. Cleveland	Tampa, Fla.	8:00
Aug. 17	Atlanta vs. Cincinnati	Atlanta (Georgia Tech)	9:00 (NBC)
Aug. 17	Dallas vs. Houston	Dallas	8:00
Aug. 17	Los Angeles vs. Kansas City	Los Angeles	7:00
Aug. 17	New York Giants vs. New York Jets	New Haven, Conn.	2:00
Aug. 17	Philadelphia vs. Pittsburgh	Philadelphia	8:00
Aug. 17	St. Louis vs. San Diego	Memphis, Tenn.	8:00
Aug. 17	Green Bay vs. Chicago	Green Bay	8:00
Aug. 18	Washington vs. Buffalo	Washington	8:00
Aug. 18	San Francisco vs. Denver	San Francisco	1:00
Aug. 18	New England vs. New Orleans	Foxboro	8:00
Aug. 19	Miami vs. Minnesota	Miami	9:00 (ABC)

## FOURTH WEEKEND

Aug. 23	St. Louis vs. New York Jets	St. Louis	7:30
Aug. 24	Cleveland vs. Washington	Cleveland	8:00
Aug. 24	Green Bay vs. Denver	Green Bay	8:00
Aug. 24	Kansas City vs. San Francisco	Kansas City	8:00
Aug. 24	Los Angeles vs. Miami	Los Angeles	6:00 (NBC)
Aug. 24	Oakland vs. Philadelphia	Oakland	8:00
Aug. 24	San Diego vs. New England	San Diego	8:00
Aug. 24	New Orleans vs. Dallas	New Orleans	8:00
Aug. 24	Pittsburgh vs. New York Giants	Pittsburgh	8:00
Aug. 25	Minnesota vs. Buffalo	Minnesota	8:30 (CBS)
Aug. 26	Baltimore vs. Chicago	Baltimore	8:00
Aug. 26	Cincinnati vs. Detroit	Cincinnati	9:00 (ABC)
Aug. 26	Houston vs. Atlanta	Houston	8:00

## FIFTH WEEKEND

Aug. 30	Buffalo vs. Detroit	Buffalo	8:00
Aug. 30	Washington vs. Pittsburgh	Washington	9:00 (CBS)
Aug. 30	Miami vs. Green Bay	Miami	8:00
Aug. 31	Dallas vs. Kansas City	Dallas	8:00
Aug. 31	New Orleans vs. New York Jets	New Orleans	8:00
Aug. 31	San Diego vs. Los Angeles	San Diego	8:00
Aug. 31	St. Louis vs. Minnesota	St. Louis	7:00
Aug. 31	Philadelphia vs. New York Giants	Princeton, N.J.	2:00
Aug. 31	New England vs. Denver	Spokane, Wash.	6:00
Aug. 31	Houston vs. Chicago	Houston	8:00
Aug. 31	Atlanta vs. Baltimore	Atlanta	6:00
Sept. 1	Cleveland vs. Cincinnati	Columbus, O.	2:00
Sept. 2	San Francisco vs. Oakland	San Francisco	6:00 (ABC)

## SIXTH WEEKEND

Sept. 5	Dallas vs. Pittsburgh	Dallas	8:00 (NBC)
Sept. 6	Kansas City vs. St. Louis	Kansas City	8:00
Sept. 6	Washington vs. Baltimore	Washington	8:00
Sept. 6	Buffalo vs. New York Giants	Buffalo	8:00
Sept. 6	Green Bay vs. Cincinnati	Milwaukee	8:00
Sept. 7	Detroit vs. Cleveland	Detroit	8:00
Sept. 7	Houston vs. New Orleans	Houston	8:00
Sept. 7	Chicago vs. Miami	Chicago	8:00
Sept. 7	Oakland vs. New York Jets	Berkeley, Calif.	1:00
Sept. 7	Minnesota vs. San Diego	Minnesota	8:00
Sept. 8	Denver vs. Atlanta	Denver	7:30 (CBS)
Sept. 8	New England vs. Philadelphia	Foxboro	8:00
Sept. 8	San Francisco vs. Los Angeles	San Francisco	1:00

**NATIONAL FOOTBALL LEAGUE  
1974 REGULAR SEASON SCHEDULE  
(All Times Local)**

**SUNDAY, SEPTEMBER 15 (First Week)**

1. Baltimore at Pittsburgh	1:00
2. Dallas at Atlanta	4:00
3. Cleveland at Cincinnati	1:00
4. Detroit at Chicago	1:00
5. Los Angeles at Denver	2:00
6. Miami at New England	1:00
7. Minnesota at Green Bay	1:00
8. New York Jets at Kansas City	3:00
9. Philadelphia at St. Louis	1:00
10. San Diego at Houston	1:00
11. San Francisco at New Orleans	1:00
12. Washington at New York Giants	1:00

**MONDAY, SEPTEMBER 16**

13. Oakland at Buffalo	9:00
------------------------	------

**SUNDAY, SEPTEMBER 22 (Second Week)**

14. Green Bay at Baltimore	2:00
15. Houston at Cleveland	1:00
16. Kansas City at Oakland	1:00
17. Miami at Buffalo	1:00
18. Minnesota at Detroit	1:00
19. New England at New York Giants	1:00
20. New Orleans at Los Angeles	1:00
21. New York Jets at Chicago	1:00
22. Pittsburgh at Denver	2:00
23. St. Louis at Washington	1:00
24. San Diego at Cincinnati	1:00
25. San Francisco at Atlanta	1:00

**MONDAY, SEPTEMBER 23**

26. Dallas at Philadelphia	9:00
----------------------------	------

**SUNDAY, SEPTEMBER 29 (Third Week)**

27. Atlanta at New Orleans	1:00
28. Baltimore at Philadelphia	1:00
29. Chicago at Minnesota	1:00
30. Cincinnati at San Francisco	1:00
31. Cleveland at St. Louis	1:00
32. Detroit vs. Green Bay at Milwaukee	1:00
33. Kansas City at Houston	1:00
34. Los Angeles at New England	1:00
35. Miami at San Diego	1:00
36. New York Giants at Dallas	1:00
37. New York Jets at Buffalo	1:00
38. Oakland at Pittsburgh	4:00

**MONDAY, SEPTEMBER 30**

39. Denver at Washington	9:00
--------------------------	------

**SUNDAY, OCTOBER 6 (Fourth Week)**

40. Atlanta at New York Giants	1:00
41. Baltimore at New England	1:00
42. Buffalo at Green Bay	1:00
43. Denver at Kansas City	3:00
44. Detroit at Los Angeles	1:00
45. Minnesota at Dallas	3:00
46. New Orleans at Chicago	1:00
47. Oakland at Cleveland	1:00
48. Philadelphia at San Diego	1:00
49. Pittsburgh at Houston	1:00
50. St. Louis at San Francisco	1:00
51. Washington at Cincinnati	1:00

**MONDAY, OCTOBER 7**

52. New York Jets at Miami	9:00
----------------------------	------

**SUNDAY, OCTOBER 13 (Fifth Week)**

53. Buffalo at Baltimore	2:00
54. Chicago at Atlanta	1:00
55. Cincinnati at Cleveland	1:00
56. Dallas at St. Louis	1:00
57. Houston at Minnesota	1:00
58. Los Angeles vs. Green Bay at Milwaukee	3:00
59. Miami at Washington	1:00
60. New England at New York Jets	1:00
61. New Orleans at Denver	2:00
62. New York Giants at Philadelphia	1:00
63. Pittsburgh at Kansas City	1:00
64. San Diego at Oakland	1:00

**MONDAY, OCTOBER 14**

65. San Francisco at Detroit	9:00
------------------------------	------

**SUNDAY, OCTOBER 20 (Sixth Week)**

66. Baltimore at New York Jets	1:00
67. Cincinnati at Oakland	1:00
68. Cleveland at Pittsburgh	1:00
69. Detroit at Minnesota	1:00

(Continued Next Page)

Sunday, October 20—Continued

70.	Kansas City at Miami	4:00
71.	New England at Buffalo	1:00
72.	New Orleans at Atlanta	1:00
73.	New York Giants at Washington	1:00
74.	Philadelphia at Dallas	1:00
75.	St. Louis at Houston	1:00
76.	San Diego at Denver	2:00
77.	San Francisco at Los Angeles	1:00

**MONDAY, OCTOBER 21**

78.	Green Bay at Chicago	8:00
-----	----------------------	------

**SUNDAY, OCTOBER 27 (Seventh Week)**

79.	Baltimore at Miami	1:00
80.	Chicago at Buffalo	1:00
81.	Dallas at New York Giants	1:00
82.	Denver at Cleveland	1:00
83.	Green Bay at Detroit	1:00
84.	Houston at Cincinnati	1:00
85.	Kansas City at San Diego	1:00
86.	Los Angeles at New York Jets	1:00
87.	New England at Minnesota	1:00
88.	Oakland at San Francisco	1:00
89.	Philadelphia at New Orleans	1:00
90.	Washington at St. Louis	1:00

**MONDAY, OCTOBER 28**

91.	Atlanta at Pittsburgh	9:00
-----	-----------------------	------

**SUNDAY, NOVEMBER 3 (Eighth Week)**

92.	Atlanta at Miami	4:00
93.	Buffalo at New England	1:00
94.	Cincinnati at Baltimore	2:00
95.	Cleveland at San Diego	1:00
96.	Houston at New York Jets	1:00
97.	Minnesota at Chicago	1:00
98.	New Orleans at Detroit	1:00
99.	New York Giants at Kansas City	3:00
100.	Oakland at Denver	2:00
101.	Philadelphia at Pittsburgh	1:00
102.	St. Louis at Dallas	1:00
103.	Washington at Green Bay	1:00

**MONDAY, NOVEMBER 4**

104.	Los Angeles at San Francisco	6:00
------	------------------------------	------

**SUNDAY, NOVEMBER 10 (Ninth Week)**

105.	Atlanta at Los Angeles	1:00
106.	Chicago vs. Green Bay at Milwaukee	1:00
107.	Cleveland at New England	1:00
108.	Denver at Baltimore	2:00
109.	Detroit at Oakland	1:00
110.	Houston at Buffalo	1:00
111.	Miami at New Orleans	1:00
112.	New York Jets at New York Giants	1:00
113.	Pittsburgh at Cincinnati	4:00
114.	San Diego at Kansas City	1:00
115.	San Francisco at Dallas	1:00
116.	Washington at Philadelphia	1:00

**MONDAY, NOVEMBER 11**

117.	Minnesota at St. Louis	8:00
------	------------------------	------

**SUNDAY, NOVEMBER 17 (Tenth Week)**

118.	Baltimore at Atlanta	1:00
119.	Buffalo at Miami	1:00
120.	Cincinnati at Houston	1:00
121.	Dallas at Washington	4:00
122.	Green Bay at Minnesota	1:00
123.	Los Angeles at New Orleans	1:00
124.	New York Giants at Detroit	1:00
125.	New York Jets at New England	1:00
126.	Oakland at San Diego	1:00
127.	Pittsburgh at Cleveland	1:00
128.	St. Louis at Philadelphia	1:00
129.	San Francisco at Chicago	1:00

**MONDAY, NOVEMBER 18**

130.	Kansas City at Denver	7:00
------	-----------------------	------

**SUNDAY, NOVEMBER 24 (Eleventh Week)**

131.	Atlanta at San Francisco	1:00
132.	Buffalo at Cleveland	1:00
133.	Chicago at Detroit	1:00
134.	Dallas at Houston	1:00
135.	Denver at Oakland	1:00
136.	Kansas City at Cincinnati	1:00
137.	Miami at New York Jets	1:00
138.	Minnesota at Los Angeles	1:00
139.	New England at Baltimore	2:00
140.	Philadelphia at Washington	1:00
141.	St. Louis at New York Giants	1:00
142.	San Diego at Green Bay	1:00

**MONDAY, NOVEMBER 25**

143.	Pittsburgh at New Orleans	8:00
------	---------------------------	------



**THURSDAY, NOVEMBER 28 (Twelfth Week)**

144.	Denver at Detroit	12:30
145.	Washington at Dallas	2:45

**SUNDAY, DECEMBER 1**

146.	Baltimore at Buffalo	1:00
147.	Green Bay at Philadelphia	1:00
148.	Houston at Pittsburgh	1:00
149.	Kansas City at St. Louis	1:00
150.	Los Angeles at Atlanta	4:00
151.	New England at Oakland	1:00
152.	New Orleans at Minnesota	1:00
153.	New York Giants at Chicago	1:00
154.	San Diego at New York Jets	1:00
155.	San Francisco at Cleveland	1:00

**MONDAY, DECEMBER 2**

156.	Cincinnati at Miami	9:00
------	---------------------	------

**SATURDAY, DECEMBER 7 (Thirteenth Week)**

157.	Atlanta at Minnesota	12:00
158.	Cleveland at Dallas	3:00

**SUNDAY, DECEMBER 8**

159.	Buffalo at New York Jets	1:00
160.	Chicago at San Diego	1:00
161.	Detroit at Cincinnati	1:00
162.	Green Bay at San Francisco	1:00
163.	Houston at Denver	2:00
164.	Miami at Baltimore	2:00
165.	Oakland at Kansas City	3:00
166.	Philadelphia at New York Giants	1:00
167.	Pittsburgh at New England	1:00
168.	St. Louis at New Orleans	1:00

**MONDAY, DECEMBER 9**

169.	Washington at Los Angeles	6:00
------	---------------------------	------

**SATURDAY, DECEMBER 14 (Fourteenth Week)**

170.	Cincinnati at Pittsburgh	1:00
171.	Minnesota at Kansas City	2:45
172.	Dallas at Oakland	6:00

**SUNDAY, DECEMBER 15**

173.	Buffalo at Los Angeles	1:00
174.	Chicago at Washington	1:00
175.	Cleveland at Houston	1:00
176.	Denver at San Diego	1:00
177.	Detroit at Philadelphia	1:00
178.	Green Bay at Atlanta	1:00
179.	New England at Miami	1:00
180.	New Orleans at San Francisco	1:00
181.	New York Giants at St. Louis	1:00
182.	New York Jets at Baltimore	2:00

**MONDAY NIGHT GAMES AT A GLANCE**

Sept. 16	— Oakland at Buffalo	9 p.m.
Sept. 23	— Dallas at Philadelphia	9 p.m.
Sept. 30	— Denver at Washington	9 p.m.
Oct. 7	— New York Jets at Miami	9 p.m.
Oct. 14	— San Francisco at Detroit	9 p.m.
Oct. 21	— Green Bay at Chicago	8 p.m.
Oct. 28	— Atlanta at Pittsburgh	9 p.m.
Nov. 4	— Los Angeles at San Francisco	6 p.m.
Nov. 11	— Minnesota at St. Louis	8 p.m.
Nov. 18	— Kansas City at Denver	7 p.m.
Nov. 25	— Pittsburgh at New Orleans	8 p.m.
Dec. 2	— Cincinnati at Miami	9 p.m.
Dec. 9	— Washington at Los Angeles	6 p.m.

(Fourteenth game of ABC nationally televised series will be Dallas at Oakland, Saturday night, Dec. 14, 6 p.m., local time)

**POSTSEASON**

Saturday, Dec. 21—AFC and NFC Divisional Playoffs (NBC and CBS)

Sunday, Dec. 22—AFC and NFC Divisional Playoffs (NBC and CBS)

Sunday, Dec. 29—AFC Championship Game (NBC)  
—NFC Championship Game (CBS)

Sunday, Jan. 12, 1975—Super Bowl IX at New Orleans (NBC)

Monday, Jan. 20, 1975—AFC-NFC Pro Bowl at Miami (night, ABC)

# HOUSTON AREA NEWS MEDIA

## DAILIES

**HOUSTON CHRONICLE**  
801 Texas  
Houston 77002  
713 229-7171  
Dick Peebles, sports editor  
Hal Lundgren, Oilers writer

**ASSOCIATED PRESS**  
801 Travis  
Houston 77002  
713 229-7392  
Mike Lutz

**GALVESTON NEWS**  
Box 628  
Galveston 77550  
713 744-3611  
Jimmy Blair

**BRAZOSPORT FACTS**  
Box 1055  
Freeport, Tex. 77541  
713 233-5311  
Jesse Miller

**BEAUMONT JOURNAL-ENTERPRISE**  
Box 3071  
Beaumont, Tex. 77704  
713 833-3311  
Bill Hartman, editor  
Bob Osius, Journal S.E.  
Jerry Wall, Enterprise

**PORT ARTHUR NEWS**  
549 Fourth Street  
Port Arthur, Tex. 77642  
713 985-5541  
Bob West, S.E.

**SAN ANTONIO EXPRESS-NEWS**  
Box 2171  
San Antonio, Tex. 78206  
512 225-7411  
Dan Cook, sports editor  
Karl O'Quinn

**HOUSTON POST**  
4747 Southwest Freeway  
Houston 77027  
713 621-7000  
John Hollis, sports editor  
David Casstevens, Oilers writer

**UNITED PRESS INTERNATIONAL**  
801 Travis, Room 820  
Houston 77002  
713 227-2171  
Gary Taylor

**BAYTOWN SUN**  
P.O. Box 90  
Baytown, Tex. 77520  
713 422-8302  
Mike Finley

**CONROE COURIER**  
Box 699  
Conroe 77301  
Don Eldridge

**TEXAS CITY SUN**  
624 4th Ave. N.  
Texas City 77590  
713 945-3441  
Steve Vernon

**BAY CITY TRIBUNE**  
2844 Ave. G  
Bay City, Tex. 77414  
713 245-5555  
Steve Pate

**AUSTIN AMERICAN-STATESMAN**  
308 Guadalupe  
Austin, Tex. 78761  
713 476-2661  
Lou Maysel, sports editor  
George Breazeale

**SAN ANTONIO LIGHT**  
Box 161  
San Antonio, Tex. 78291  
512 226-2441  
Bob Ostrum, sports editor  
Fred Walker

## WEEKLIES

**THE INFORMER**  
1609 Binz  
Houston 77004  
713 527-8261  
George McElroy

**THE DEFENDER**  
4406 Chartres  
Houston 77004  
713 529-3341  
Cliff Richardson  
Bill Hamer

**FORWARD TIMES**  
4411 Almeda  
Houston 77004  
713 526-4727  
Varee Shields  
Ralph Cooper

**WEST SIDE  
REPORTER**  
P.O. Box 55849  
Houston 77055  
713 468-5481  
Mike Hocutt

## TELEVISION

**KPRC-2 (NBC)**  
8181 Southwest Frwy  
Houston 77036  
713 771-4631  
Bill Worrell  
Ted Shaw

**KHOU-11 (CBS)**  
1945 Allen Parkway  
Houston 77019  
713 526-8811  
Ron Franklin  
Bob Dahlgren

**KTRK-13 (ABC)**  
5313 Westchester  
Houston 77005  
713 666-0713  
Dan Lovett  
Tom Campbell

## RADIO

**KILT-610**  
500 Lovett Blvd.  
Houston 77006  
713 526-3461  
Robert McEntire  
Jim Carola

**KTRH-740 (CBS)**  
510 Lovett Blvd.  
Houston 77006  
713 526-4591  
Dave Lubeski  
Alvin Van Black

**KPRC-950 (NBC)**  
Houston 77036  
713 771-4631  
Sports Director

**KULF-790**  
2100 Travis  
Houston 77002  
713 224-7900  
Dan Ammerman

**KXYZ-1320 (ABC)**  
Fannin Bank Bldg.  
Houston 77025  
713 748-3980  
Sports Director

**KODA-1010 (MBS)**  
4808 San Felipe  
Houston 77027  
713 622-1010  
Gene Arnold

**KNUZ-1230**  
4701 Caroline  
Houston 77004  
713 523-2581  
Charles Scott


**KCOH-1430 (MBN)**  
5011 Almeda  
Houston 77004  
713 522-1001  
Mike Petrizzio

**KYOK-1590**  
3001 LaBranch  
Houston 77004  
713 526-7131  
George Nelson

**KENR-1070**  
2 Greenway Plaza East  
Houston 77046  
713 621-1550  
Frank Boardman

**KLYX-102.1fm**  
2929 Southwest Frwy  
Houston 77027  
713 527-9545  
Dave Fowler

**KLVL-1480**  
111 N. Ennis  
Houston 77003  
713 225-3207  
John Hernandez



Ron Franklin, (L) Sports Director of KHOU-TV Channel 11, and Dan Lovett (R), Sports Director of KTRK-TV, Channel 13, will do the color and play-by-play broadcasts of all Houston Oiler games during the 1973 season.

## Oiler Radio Network

When the Oilers signed on Ron Franklin and Dan Lovett as their 'Voices' in 1971, it was the beginning of the most exciting announcing team in pro football and one that promises to get even better with age.

For the first time in sports annals, sports directors from rival stations collaborated their efforts in one common cause—the broadcast of Houston Oiler football.

Franklin, the Sports Director for KHOU-TV, Channel 11, and Lovett, Sports Director of KTRK-TV, Channel 13, are widely known for their superb television presentations and are two of the top sports personalities in the state.

Once again Oiler fans will be able to "really be there" with Franklin and Lovett at the mike. Their talent, knowledge of the game and enthusiasm makes the Oiler broadcasts second to none.

In 1974, all Oiler games will be heard in Houston . . . PLUS San Antonio, Austin, Beaumont, Corpus Christi, Galveston, Lufkin, Bryan, Port Arthur, Victoria and McAllen. This network adds a bonus population of over 3,000,000 to the 2,042,300 of Houston.

## MEDIA INFORMATION

**PRESS BOX CREDENTIALS**—Press box space in the Astrodome is reserved for members of the working news media. All requests for credentials should be made in advance and directed to Jim McLemore, Public Relations Director, Houston Oilers, P. O. Box 1516, Houston, Tex. 77001.

**TELEVISION and RADIO**—All network television and visiting radio booths are assigned to marked booths. Television booths are 351, 353-E and 349-A. Visiting radio booth is 349-B. Requests for credentials should be made to Jim McLemore. Requests for information on the Houston Oilers Radio Network should be directed to Dan Downs, Houston Oilers, P. O. Box 1516, Houston, Tex. 77001.

**WESTERN UNION**—Requests for Western Union circuits should be directed to John Barlow, Western Union Main Office, 620 Capitol, Houston. (713) 227-6561.

**SPORTS COM**—Requests for service should be directed to Jim McGeggigan, 2101 Route 70 East, Cherry Hill, New Jersey, 08003. (609) 424-4111.

**TELEPHONES**—There is one pay phone behind the press box booths. Also two phones are available for collect calls only off the Astrodome switchboard. Requests for special circuits should be directed to Southwestern Bell Telephone, 911 Polk, Houston (713) 227-1341.

**LOCKER ROOMS**—Press box credentials are used to gain admittance into the locker rooms after the game. The locker rooms are off limits before the game.

**PRESS BOX SERVICES**—Complete statistical information is supplied before, during and after the game. Scores from other games are both announced and passed out during the game. Refreshments are served before the game and at halftime in the press lounge.

**IMPORTANT**—THE PRESS GATE AT THE ASTRODOME IS GATE 3 AND THE PRESS BOX IS LOCATED ON THE FIFTH LEVEL (BLACK OR CLUB LEVEL). THE SERVICE ELEVATOR IS ALSO AVAILABLE TO THE PRESS AND CAN BE REACHED BY ENTERING THE STADIUM AT THE LOADING DOCK JUST SOUTH OF GATE 3. (TV TRUCKS ARE PARKED IN THE AREA).

### HOUSTON OILERS TICKET INFORMATION

Location	Individual	Season
Sky Box (Blue Level).....	\$12.00	\$120.00
Field Box (Red Level).....	\$ 8.00	\$ 70.00
Mezzanine Box (Orange Level)...	\$ 8.00	\$ 70.00
Loge Box (Purple Level).....	\$ 8.00	\$ 70.00
Upper Box (Yellow Level).....	\$ 8.00	\$ 70.00
Upper Reserved (Yellow Level)...	\$ 8.00	\$ 70.00
Field Reserved .....	\$ 6.00	\$ 60.00
East End Zone (Brown).....	\$ 5.00	\$ 50.00

For additional information contact the Houston Oilers Ticket Office, 6910 Fannin, Houston, Texas 77025. Phone 748-2780.











# **The job you learn in the Army is yours to keep.**

The jobs a lot of young men and women learn in today's Army can become careers in the Army. Or in civilian life.

We've got over 200 top-notch job-training courses. Jobs that could cost you a lot of money to learn in civilian life.

Today's Army pays while you learn, with promotions and raises as you move up. Along with free meals, housing, medical and dental care. And 30 days paid vacation each year.

Add a chance to live and work in places tourists only visit. Like Europe, Panama, Alaska, Korea.


If you'd like to learn a job that's good anywhere you go, call or see your local Army Representative.

**Today's Army  
wants to join you.**



GG

G. WOBLE '74



G